

58 Jurisdictions Included in the report:

Member Board Profile Terminology

The following terms are used throughout all profiles:

Board of Nursing . . . > i f] g X] W h] c b f i g . [c j Y f b a Y b h U . . U [Y b W m . f Y g d c b g]
**Includes any other terminology to refer to the regulatory authority (i.e. commission, examiners, registration,
^ i f] g X] W h] c b k " . . K \ Y b . f Y Z Y f f] b [. h c . V c U f X . c Z . b i f g] b [ž . h **
Officer and Staff

Jurisdiction: . . F Y Z Y f g . h c . g h U h Y ž . h Y f f] h c f m . c f . X] g h f] W h . k \ Y f Y . U
generally to the board of nursing in a particular jurisdiction

Board Staff: . . G h U Z Z . c Z . h \ Y . V c U f X . c Z . b i f g] b [

Executive Officer: . . D Y f g c b . f Y g d c b g] V . Y . Z c f . f i b b] b [. h \ Y . V c U f X . c Z .
to that authorized person (i.e. Executive Director

Board Member: . . A Y a V Y f . c Z . h \ Y . [c j Y f b] b [. V c X m . c Z . h \ Y . V c U f X . c Z .

Practical Nurse or PN: . . @] W Y b g Y X . d f U W h] W U . . c f . j c W U h] c b U . . b i f g Y . fl @ [


Role: . . 8 Y g W f] V Y g . h \ Y . Z i b W h] c b

Title: . . 8 Y g W f] V Y g . h \ Y . . U V Y . . [] j Y b . h c . h \ Y . f c . Y

Approval:

Agency Type:

45



Responses	Jurisdictions	Number of Boards	Percentage of Boards Responding
Independent agency within state government	AL, AR, AZ, CNMI, IA, ID, KS, KY, LA-RN, MD, ME, MN, MO, MS, ND, NM, NV, OH, OK, OR, RI, SD, TX, WV-PN, WV-RN, WY	26	45%
Board within an umbrella state agency	AK, CA-RN, CA-VN, CO, CT, DC, DE, FL, GA, GU, HI, IL, IN, LA-PN, MA, MI, MT, NE, NE-APRN, NH, NJ, NY, PA, SC, TN, UT, VA, VI, VT, WA, WI	31	53%
Independent agency outside state government	NC	1	2%

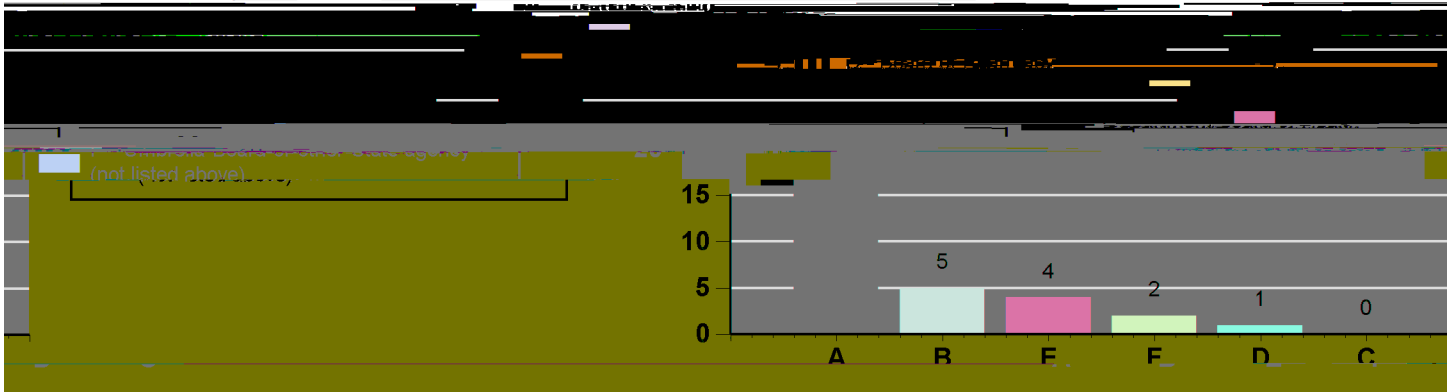
[Back To Table of Contents](#)

E% " ' ' K \] W \ ' c Z ' h \ Y ' Z c ` ` c k] b [' f Y [i ` U h Y g ' h \ Y ' b i f g Y ' U b Y g h \



Responses	Jurisdictions	Number of Boards	Percentage of Boards Responding
Board of Nursing	AK, AL, AR, AZ, CA-RN, CNMI, CO, CT, DC, DE, FL, GA, GU, HI, IA, ID, IL, IN, KS, KY, LA-RN, MA, MD, ME, MI, MN, MO, MS, MT, NC, ND, NH, NJ, NM, NV, OH, OK, OR, PA, RI, SC, SD, TN, TX, UT, VA, VI, VT, WA, WV-RN, WY	51	88%
Board of Medicine/Medical Examiners	VA	1	2%
Board of Pharmacy		0	0%
Advanced Practice Nursing Board	NE-APRN, RI	2	3%
Department/Board of Health	CT, MI, NY	3	5%
Umbrella Board or other State agency (not listed above)		0	0%
RN only or PN only board of nursing	CA-VN, LA-PN, NE, WI, WV-PN	5	9%


E & " ' ' K \] W \ ' c Z ' h \ Y ' Z c ' ' c k] b [' f Y [i ' U h Y g ' h \ Y ' b i f g Y ' a] X k] Z



Responses	Jurisdictions	Number of Boards	Percentage of Boards Responding
Board of Nursing	AK, AL, AR, AZ, CA-RN, CNMI, CO, DC, DE, FL, GA, GU, HI, IA, ID, IL, IN, KS, KY, LA-RN, MA, MD, ME, MI, MN, MO, MS, MT, NC, ND, NH, NV, OH, OK, OR, SC, SD, TN, TX, VA, VI, VT, WA, WV-RN, WY	45	85%
Board of Medicine/Medical Examiners	AL, NC, NJ, PA, VA	5	9%
Board of Pharmacy		0	0%
Advanced Practice Nursing Board	NE-APRN	1	2%
Department/Board of Health	CT, MI, NM, RI	4	8%
Umbrella Board or other State agency (not listed above)	NY, UT	2	4%




E " " " K \] W \ ` c Z ` h \ Y ` Z c ` ` c k] b [` f Y [i ` U h Y g ` h \ Y ` W `] b] W U ` ` b i f



Responses	Jurisdictions	Number of Boards	Percentage of Boards Responding
Board of Nursing	AK, AL, AR, AZ, CA-RN, CNMI, CO, CT, DC, DE, FL, GA, GU, HI, IA, ID, IL, IN, KS, KY, LA-RN, MA, MD, ME, MI, MN, MO, MS, MT, NC, ND, NH, NJ, NM, NV, NY, OH, OK, OR, PA, RI, SC, SD, TN, TX, VA, VI, VT, WA, WV-RN, WY	51	96%
Board of Medicine/Medical Examiners		0	0%
Board of Pharmacy		0	0%
Advanced Practice Nursing Board	NE-APRN, RI	2	4%
Department/Board of Health	CT, MI	2	4%
Umbrella Board or other State agency (not listed above)	NY, UT	2	4%

E (" ' ' K \] W \ ' c Z ' h \ Y ' Z c ' ' c k] b [' f Y [i ' U h Y g ' h \ Y ' b i f g Y ' d f U W h]






Licensure/Recognition/Endorsement of Advanced Practice Roles 4.1

[Back To Table of Contents](#)

E) " ' ' 8 c Y g ' h \ Y ' 6 c U f X ' c Z ' B i f g] b [' '] W Y b g Y # f Y W c [b] n Y ' U b m ' c apply)

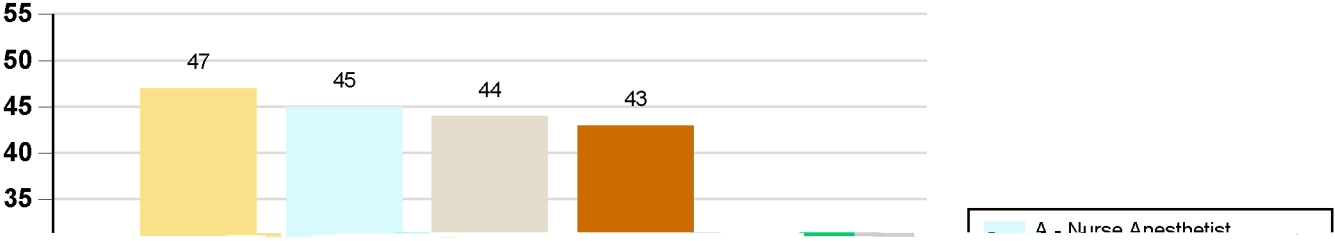


Responses	Jurisdictions	Number of Boards	Percentage of Boards Responding
Nurse Anesthetist	AK, AL, AR, AZ, CA-RN, CNMI, CO, CT, DC, DE, FL, GA, GU, HI, IA, ID, IL, KS, KY, LA-RN, MA, MD, ME, MI, MN, MO, MS, MT, NC, ND, NE-APRN, NH, NJ, NM, NV, OH, OK, OR, RI, SC, SD, TN, TX, UT, VA, VI, VT, WA, WV-RN, WY	50	94%
Nurse Midwife	AK, AL, AR, AZ, CA-RN, CNMI, CO, CT, DC, DE, FL, GA, GU, HI, IA, ID, IL, IN, KS, KY, LA-RN, MA, MD, ME, MI, MN, MO, MS, MT, NC, ND, NE-APRN, NH, NV, OH, OK, RI, SC, SD, TN, TX, UT, VA, VI, VT, WA, WV-RN, WY	48	91%
Clinical Nurse Specialist	AK, AL, AR, AZ, CA-RN, CNMI, CO, DC, DE, FL, GA, GU, HI, IA, ID, IL, IN, KS, KY, LA-RN, MA, MD, ME, MI, MN, MO, MT, NC, ND, NE-APRN, NH, NJ, NM, NV, NY, OH, OK, OR, RI, SC, SD, TN, TX, UT, VA, VI, VT, WA, WV-RN, WY	50	94%
Nurse Practitioner	AK, AL, AR, AZ, CA-RN, CNMI, CO, CT, DC, DE, FL, GA, GU, HI, IA, ID, IL, IN, KS, KY, LA-RN, MA, MD, ME, MI, MN, MO, MS, MT, NC, ND, NE-APRN, NH, NJ, NM, NV, NY, OH, OK, OR, PA, RI, SC, SD, TN, TX, UT, VA, VI, VT, WA, WV-RN, WY	53	100%



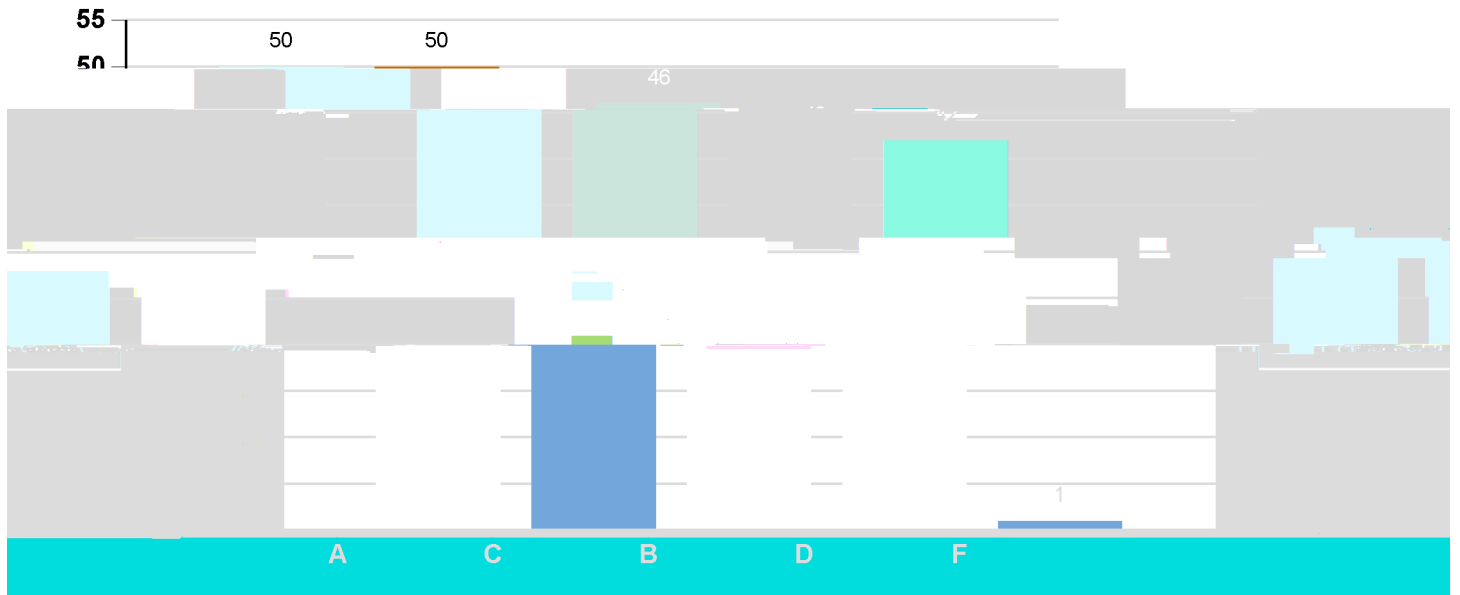
Licensure/Recognition/Endorsement of Advanced Practice Roles 4.2

E * " ' 8 c Y g ' h \ Y ' 6 c U f X ' c Z ' B i f g] b [' '] W Y b g Y # f Y W c [b] n Y ' V m ' Y b f c ` Y g 3 ' ' f l 7 \ Y W _ ' U ' ' ' h \ U h ' U d d ' m Ł



Responses	Jurisdictions	Number of Boards	Percentage of Boards Responding
Nurse Anesthetist	AK, AL, AR, AZ, CA-RN, CNMI, CO, CT, DC, DE, GU, HI, IA, IL, KS, KY, LA-RN, MA, MD, ME, MI, MO, MS, MT, NC, ND, NE-APRN, NJ, NM, NV, OH, OK, OR, RI, SC, SD, TN, TX, UT, VA, VI, VT, WA, WV-RN, WY	45	85%
Nurse Midwife	AK, AL, AR, AZ, CA-RN, CNMI, CO, CT, DC, DE, GU, HI, IA, IL, IN, KS, KY, LA-RN, MA, MD, ME, MI, MO, MS, MT, NC, ND, NE-APRN, NV, OH, OK, OR, RI, SC, SD, TN, TX, UT, VA, VI, VT, WA, WV-RN, WY	44	83%
Clinical Nurse Specialist	AK, AL, AR, AZ, CA-RN, CNMI, CO, DC, DE, GU, HI, IA, IL, IN, KS, KY, LA-RN, MA, MD, ME, MI, MO, MT, NC, ND, NE-APRN, NJ, NM, NV, OH, OK, OR, RI, SC, SD, TN, TX, UT, VI, VT, WA, WV-RN, WY	43	81%
Nurse Practitioner	AK, AL, AR, AZ, CA-RN, CNMI, CO, CT, DC, DE, GU, HI, IA, IL, IN, KS, KY, LA-RN, MA, MD, ME, MI, MO, MS, MT, NC, ND, NE-APRN, NJ, NM, NV, OH, OK, OR, PA, RI, SC, SD, TN, TX, UT, VA, VI, VT, WA, WV-RN, WY	47	89%
None of the above	FL, GA, ID, MN, NH, NY	6	11%



E+ " ' 8 c Y g ' h \ Y ' 6 c U f X ' c Z ' B i f g] b [' i g Y ' h \ Y ' Z c ' ` c k] b [' f c ` Y ' 7 Y f h] Z] Y X ' B i f g Y ' A] X k] Z Y ' fl 7 B A Ł ž ' 7 `] b] W U ` ` B i f g Y ' G d Y W] U `] apply)



Responses	Jurisdictions	Number of Boards	Percentage of Boards Responding
CRNA	AK, AL, AR, AZ, CA-RN, CNMI, CO, CT, DC, DE, FL, GA, GU, HI, IA, ID, IL, IN, KS, KY, LA-RN, MA, MD, ME, MI, MN, MO, MS, MT, NC, ND, NE-APRN, NH, NJ, NM, NV, OH, OK, OR, RI, SC, SD, TX, UT, VA, VI, VT, WA, WV-RN, WY	50	94%
CNM	AK, AL, AR, AZ, CA-RN, CNMI, CO, CT, DC, DE, FL, GA, GU, HI, IA, ID, IL, IN, KY, LA-RN, MA, MD, ME, MI, MN, MO, MS, MT, NC, ND, NE-APRN, NH, NV, OH, OK, RI, SC, SD, TX, UT, VA, VI, VT, WA, WV-RN, WY	46	87%
CNS	AK, AL, AR, AZ, CA-RN, CNMI, CO, DC, DE, FL, GA, GU, HI, IA, ID, IL, IN, KS, KY, LA-RN, MA, MD, ME, MI, MN, MO, MS, MT, NC, ND, NE-APRN, NH, NJ, NM, NV, NY, OH, OK, OR, PA, RI, SC, SD, TX, VA, VI, VT, WA, WV-RN, WY	50	94%
CNP	AK, AL, AR, AZ, CA-RN, CNMI, DC, DE, FL, GU, IA, ID, IL, IN, KY, LA-RN, MA, MD, ME, MI, MN, MO, MS, MT, NC, ND, NH, NJ, NM, NV, NY, OH, OK, OR, RI, SC, SD, TX, VT, WA, WV-RN, WY		

[Back To Table of Contents](#)

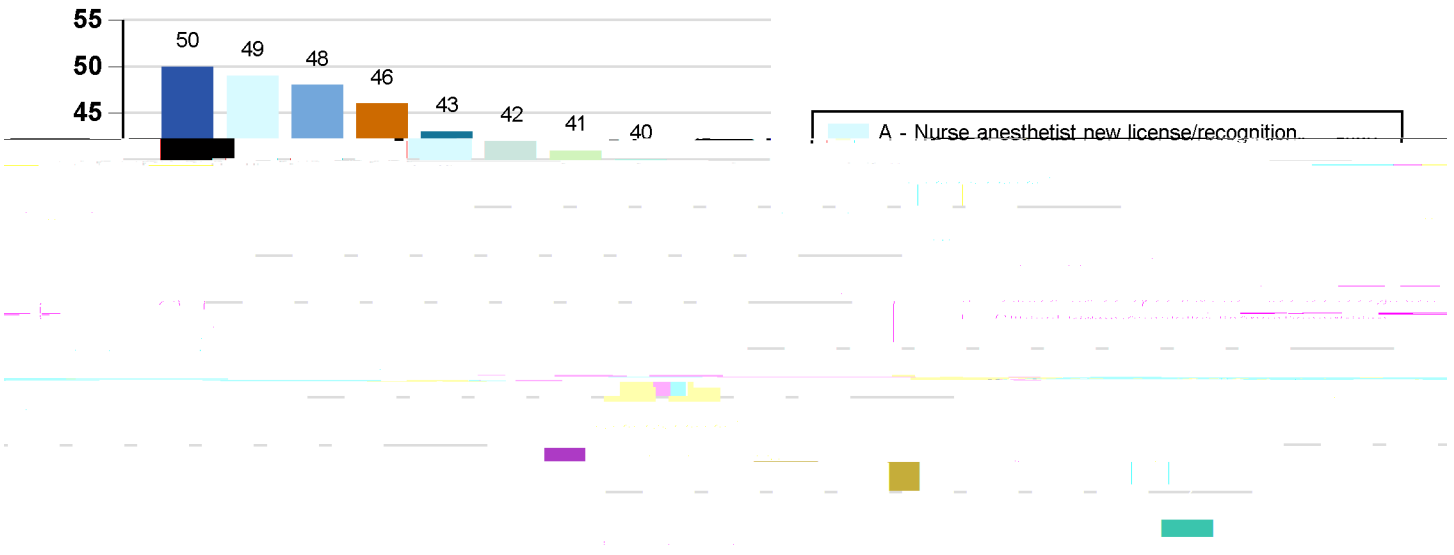
E, " : c f ` U b m ` c Z ` h \ Y ` U X j U b W Y X ` d f U W h] W Y ` f c ` Y g ` h \ U h ` h \ Y ` ^
 f Y [i ` U h] c b g ` X Y g W f] V Y ` h \ Y ` g W c d Y ` c Z ` d f U W h] W Y ` Z c f ` h \ c g Y ` f



*PN BONs and US Territories are not displayed on the map. For detailed information, please see the text responses below.


Responses	Jurisdictions	Number of Boards	Percentage of Boards Responding
No	CO, IN, MO, NJ, TN, VI, WY	7	13%
Yes	AK, AL, AR, AZ, CA-RN, CNMI, CT, DC, DE, FL, GA, GU, HI, IA, ID, IL, KS, KY, LA-RN, MA, MD, ME, MI, MN, MS, MT, NC, ND, NE-APRN, NH, NM, NV, NY, OH, OK, OR, PA, RI, SC, SD, TX, UT, VA, VT, WA, WV-RN	46	87%

E%\$ " ' : = g ' f c ` Y ` WY f h] Z] WU h] c b ` Vm ` U ` b U h] c b U ` ` m ` UWW f YX] h Y X
Z c ` ` c k] b [3 ` ` fl 7 \ YW _ ` U ` ` ` h \ U h ` U d d ` m Ł



Responses	Jurisdictions	Number
-----------	---------------	--------

E%& " ' ' K \ U h '] g ' h \ Y ' b i f g Y ' U b Y g h \ Y h] g h f i g ' ' Y j Y ' ' c Z ' d f Y g W f]



-  Independent without restrictions
-  Independent, but restricted to area of practice
-  Restricted to formulary
-  Restricted to formulary with physician supervision
-  Restricted to protocol
-  Restricted to practice agreement with, or delegation by, physician
-  Restricted to practice agreement with, or delegation by, physician for a finite period of time
-  Independent when privileged & credentialed by a facility, restricted to practice agreement with physician in other settings
- 



Prescriptive Authority 9.2

Restricted to practice agreement with, or delegation by, physician	AR, MI, MS, NJ, NV, TN, TX	7	13%
Restricted to practice agreement with, or delegation by, physician for a finite period of time	CT, MA	2	4%
Independent when privileged & credentialed by a facility, restricted to practice agreement with physician in other settings	CA-RN, GU, IL, MD, ME	5	9%
No authority to prescribe	AL, GA, IN, KS, MO, NY, OH, PA, SC, SD, UT, VA, VI	13	25%

E% ' " ' ' K \ U h '] g ' h \ Y ' ' b i f g Y ' a] X k] Z Y f i g ' ' Y j Y ' ' c Z ' d f Y g W f] d h]



- Independent without restrictions
- Independent, but restricted to area of practice
- Restricted to formulary
- Restricted to formulary with physician supervision
- Restricted to protocol
- Restricted to practice agreement with, or delegation by, physician
- Restricted to practice agreement with, or delegation by, physician for a finite period of time
- Independent when privileged & credentialed by a facility, restricted to practice agreement with physician in other settings
- No authority to prescribe



- Independent without restrictions
- Independent, but restricted to area of practice
- Restricted to formulary
- Restricted to formulary with physician supervision
- Restricted to protocol
- Restricted to practice agreement with, or delegation by, physician
- Restricted to practice agreement with, or delegation by, physician for a finite period of time
- Independent when privileged & credentialed by a facility, restricted to practice agreement with physician in other settings
- No authority to prescribe

*PN BONs and US Territories are not displayed on the map. For detailed information, please see the text responses below.

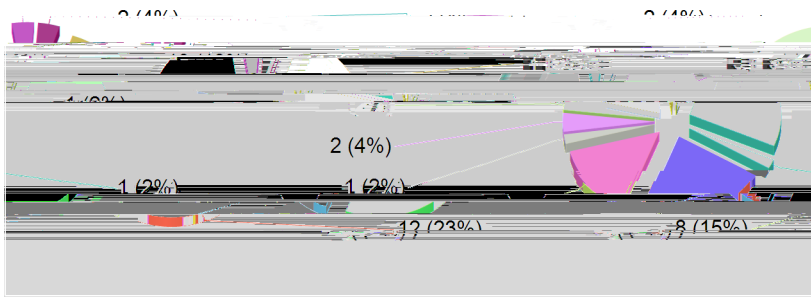
Responses	Jurisdictions	Number of Boards	Percentage of Boards Responding
Independent without restrictions	CNMI, DC, IA, ID, MA, ME, MT, ND, NH, NM, OR, SD, UT, VT, WA, WY	16	30%
Independent, but restricted to area of practice	AK, AZ, CO, DE, HI, MN, NV, NY, RI	9	17%
Restricted to formulary	AL, WV-RN	2	4%
Restricted to formulary with physician supervision	OK	1	2%
Restricted to protocol	FL, NC	2	4%
Restricted to practice agreement with, or delegation by, physician	AR, CA-RN, CT, GA, IN, KS, LA-RN, MI, MO, MS, NE-APRN, NJ, OH, PA, SC, TN, VI	17	32%



Prescriptive Authority 9.4

Restricted to practice agreement with, or delegation by, physician for a finite period of time	KY, TX, VA	3	6%
Independent when privileged & credentialed by a facility, restricted to practice agreement with physician in other settings	GU, IL, MD	3	6%
No authority to prescribe		0	0%

E% (" ' ' K \ U h '] g ' h \ Y ' ' W '] b] W U ' ' b i f g Y ' g d Y W] U '] g h f i g ' ' Y j Y ' ' c

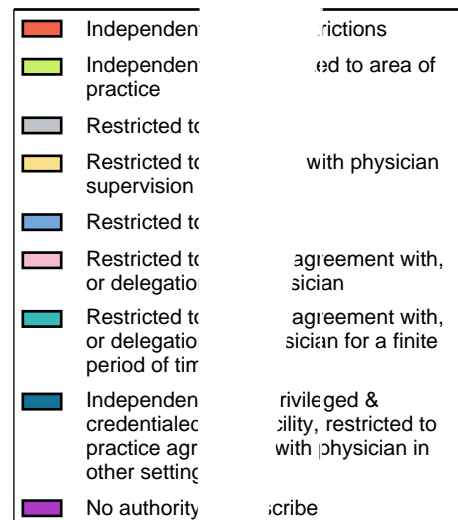
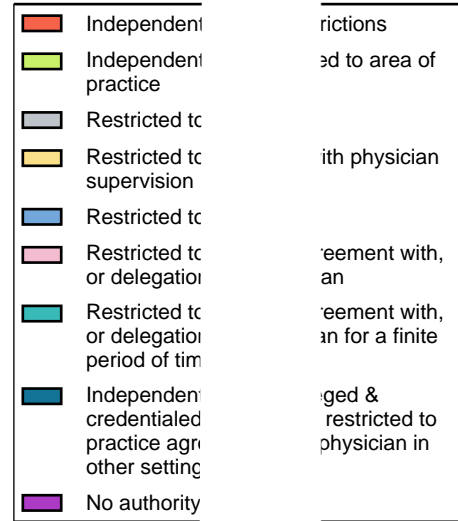



- Independent without restrictions
- Independent, but restricted to area of practice
- Restricted to formulary
- Restricted to formulary with physician supervision
- Restricted to protocol
- Restricted to practice agreement with, or delegation by, physician
- Restricted to practice agreement with, or delegation by, physician for a finite period of time
- Independent when privileged &

Restricted to formulary with physician supervision	MA, OK	2	4%
Restricted to protocol	FL	1	2%
Restricted to practice agreement with, or delegation by, physician	AR, GA, IN, KS, LA-RN, MI, MO, NJ, OH, TN	10	19%
Restricted to practice agreement with, or delegation by, physician for a finite period of time	KY, TX	2	4%
Independent when privileged & credentialed by a facility, restricted to			

E%) " ' ' K \ U h '] g ' h \ Y ' b i f g Y ' d f U W h] h] c b Y f f i g ' ' Y

c Z ' d f Y g W f



*PN BONs and US Territories are not displayed on the map. For detailed information, please see the

responses below.

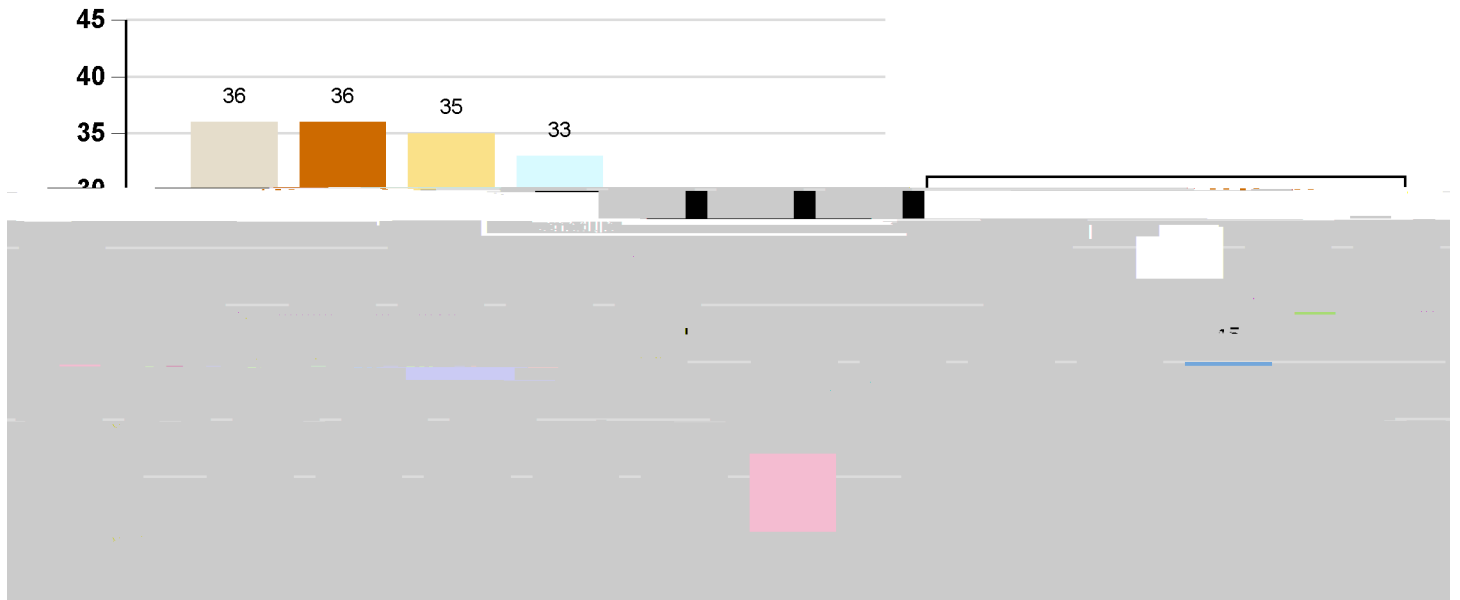
Responses	Jurisdictions	Number of Boards	Percentage of Boards Responding
Independent without restrictions	CNMI, DC, IA, ID, ME, MT, ND, NE-APRN, NH, NM, OR, RI, SD, UT, VT, WA, WY	17	32%
Independent, but restricted to area of practice	AK, AZ, CO, DE, HI, MN, NV, NY	8	15%
Restricted to formulary	AL, WV-RN	2	4%
Restricted to formulary with physician supervision	OK	1	2%
Restricted to protocol	FL	1	2%
Restricted to practice agreement with, or delegation, by physician	AR, CA-RN, GA, IN, KS, LA-RN, MA, MI, MO, MS, NC, NJ, OH, PA, SC, TN, VI	17	32%



Prescriptive Authority 9.8

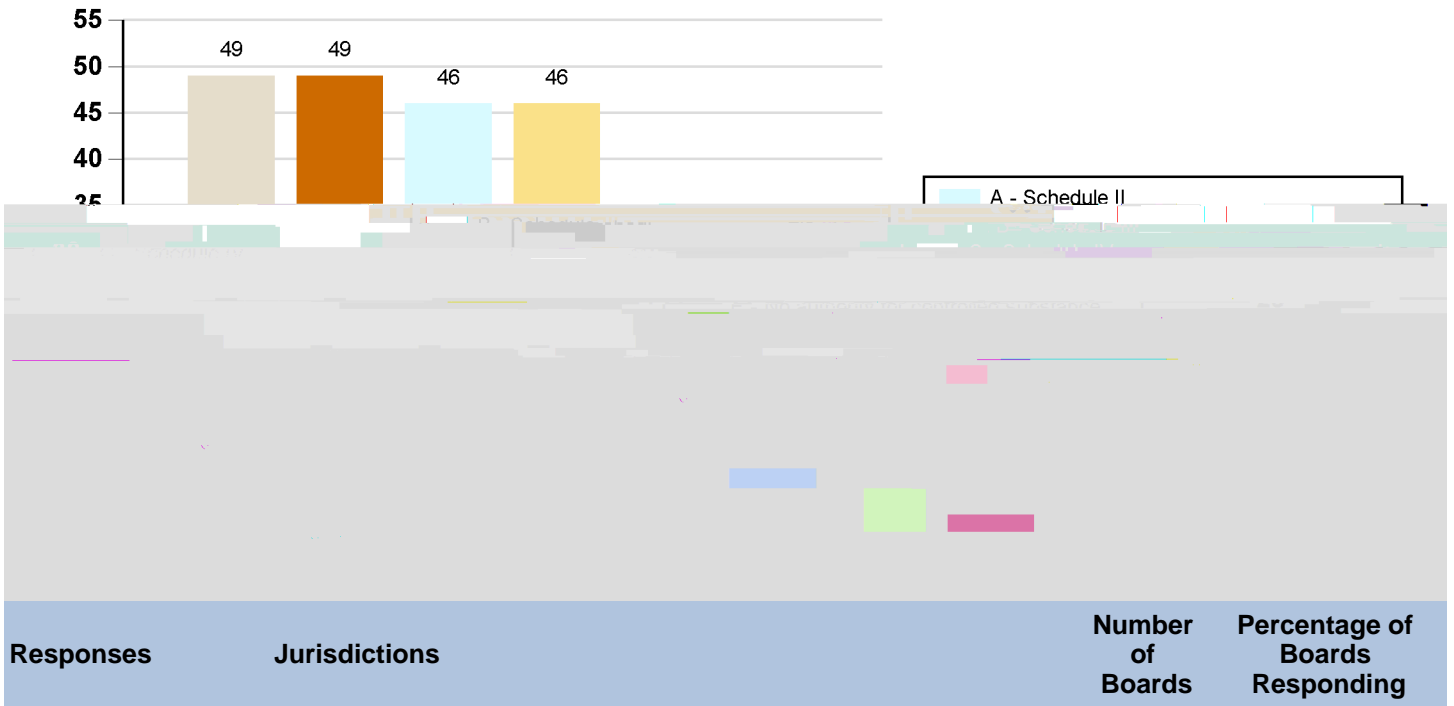
Restricted to practice agreement with, or delegation by, physician for a finite period of time	CT, KY, TX, VA	4	8%
Independent when privileged & credentialed by a facility, restricted to practice agreement with physician in other settings	GU, IL, MD	3	6%
No authority to prescribe		0	0%

E%, " ' ' K \ U h '] g ' h \ Y ' W `] b] W U ` ' b i f g Y ' g d Y W] U `] g h f i g ' ` Y j Y ` ' c Z apply)



Responses	Jurisdictions	Number of Boards	Percentage of Boards Responding
Schedule II	AK, AR, CNMI, CO, DC, DE, FL, HI, IA, ID, IL, KS, KY, LA-RN, MA, MI, MN, MO, MT, ND, NH, NJ, NM, NV, OH, OR, SC, TN, TX, UT, VT, WA, WY	33	62%
Schedule III	AK, AR, CNMI, CO, DC, DE, FL, GA, HI, IA, ID, IL, KS, KY, LA-RN, MA, MI, MN, MO, MT, ND, NH, NJ, NM, NV, OH, OK, OR, SC, TN, TX, UT, VT, WA, WV-RN, WY	36	68%
Schedule IV	AK, AR, CNMI, CO, DC, DE, FL, GA, HI, IA, ID, IL, KS, KY, LA-RN, MA, MI, MN, MO, MT, ND, NH, NJ, NM, NV, OH, OK, OR, SC, TN, TX, UT, VT, WA, WV-RN, WY	36	68%
Schedule V	AK, AR, CNMI, CO, DC, DE, GA, HI, IA, ID, IL, KS, KY, LA-RN, MA, MI, MN, MO, MT, ND, NH, NJ, NM, NV, OH, OK, OR, SC, TN, TX, UT, VT, WA, WV-RN, WY	35	66%
No authority for controlled substance prescribing	AL, AZ, CA-RN, CT, GU, MD, ME, MS, NC, NE-APRN, NY, PA, SD, VA, VI	15	28%

E% - " ' ' K \ U h '] g ' h \ Y ' b i f g Y ' d f U W h] h] c b Y f f i g ' ` Y j Y ` ' c Z ' W c b h f c

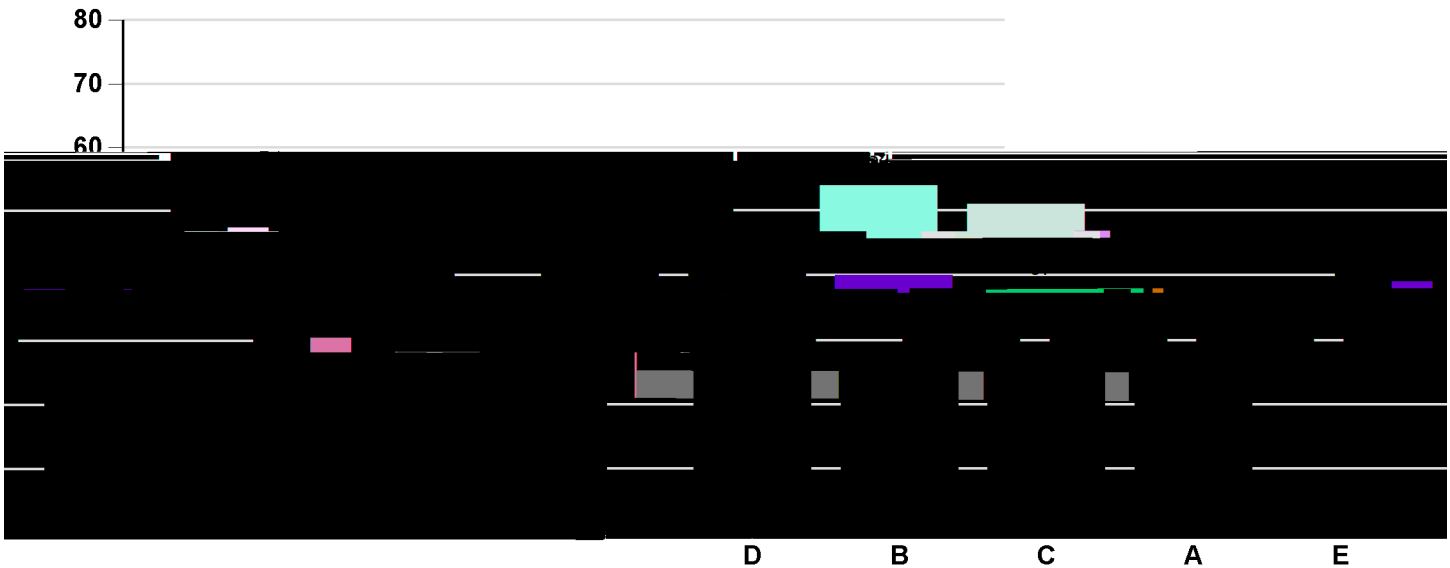


Schedule II



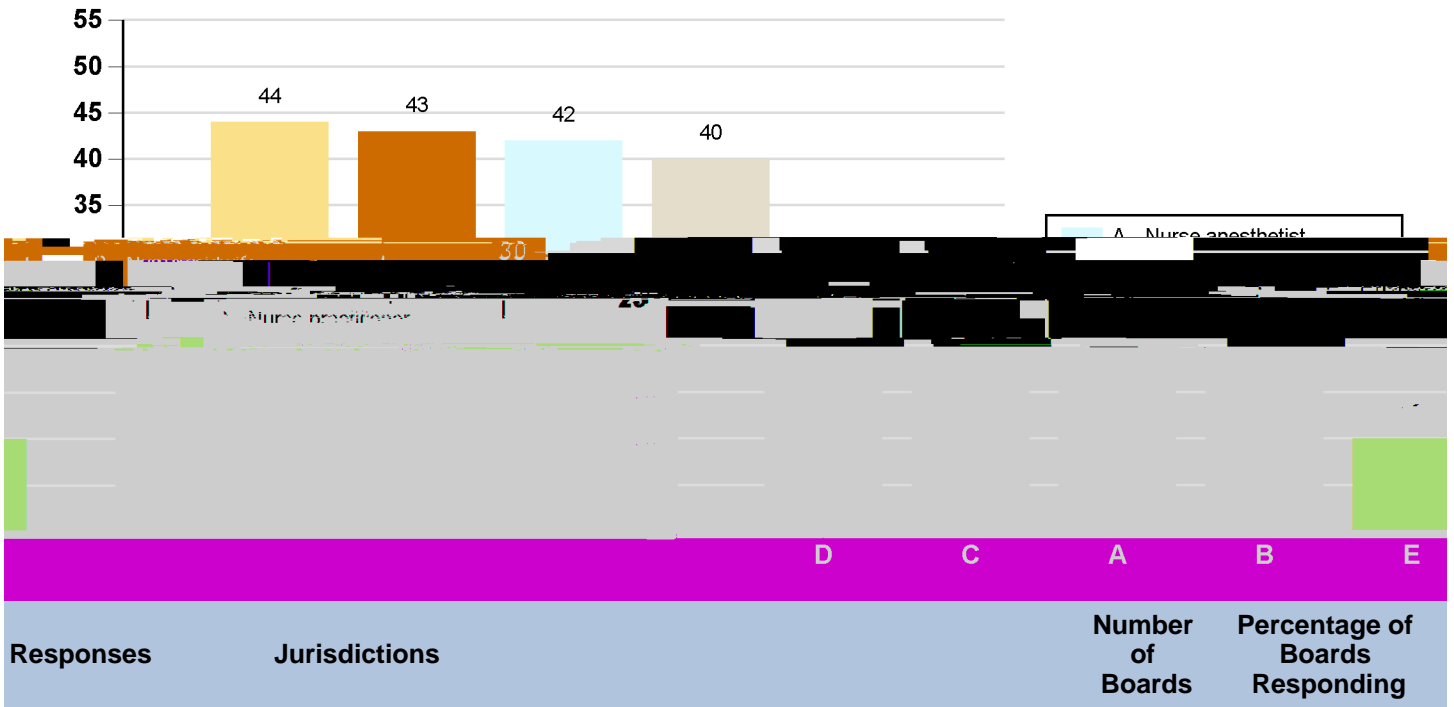
[Back To Table of Contents](#)

E & \$ " ' ' K \] W \ ' c Z ' h \ Y ' Z c ` ` c k] b [' W U b ' U d d ` m ' Z c f ' U ' 8 9 5 ' f Y [] g




Responses	Jurisdictions	Number of Boards	Percentage of Boards Responding
Nurse anesthetist	AK, AR, AZ, CNMI, CO, CT, DC, DE, FL, GU, HI, IA, ID, IL, KY, LA-RN, MA, MD, ME, MN, MT, NC, ND, NE-APRN, NH, NJ, NM, OK, OR, TN, TX, UT, VT, WA, WI, WV-RN, WY	37	69%
Nurse midwife	AK, AL, AR, AZ, CA-RN, CNMI, CO, CT, DC, DE, FL, GA, GU, HI, IA, ID, IL, IN, KS, KY, LA-RN, MA, MD, ME, MI, MN, MO, MS, MT, NC, ND, NE-APRN, NH, NV, OH, OK, OR, PA, RI, SC, SD, TN, TX, UT, VA, VI, VT, WA, WI, WV-RN, WY	51	94%
Clinical nurse specialist	AK, AR, CNMI, CO, DC, DE, FL, GA, GU, HI, IA, ID, IL, IN, KS, KY, LA-RN, MA, MI, MN, MO, MT, ND, NH, NJ, NM, NV, OH, OK, OR, RI, SC, TN, TX, UT, VT, WA, WI, WV-RN, WY	40	74%
Nurse practitioner	AK, AL, AR, AZ, CA-RN, CNMI, CO, CT, DC, DE, FL, GA, GU, HI, IA, ID, IL, IN, KS, KY, LA-RN, MA, MD, ME, MI, MN, MO, MS, MT, NC, ND, NE-APRN, NH, NJ, NM, NV, NY, OH, OK, OR, PA, RI, SC, SD, TN, TX, UT, VA, VI, VT, WA, WI, WV-RN, WY	54	100%
None of the above		0	0%

E & % " ' ' = g ' X Y a c b g h f U h] c b ' c Z ' W c b h] b i Y X ' W c a d Y h Y b W m ' f Y e i] f Y
 `] W Y b g Y # f Y W c [b] h] c b ' Z c f ' U b m ' c Z ' h \ Y ' Z c ` ` c k] b [' f c ` Y g 3 ' f l 7



Nurse anesthetist

E & " ' ' K \] W \ ' c Z ' h \ Y ' Z c ' ' c k] b [' a Y h \ c X g ' W U b ' V Y ' i g Y X ' h c ' a Y
 f Y e i] f Y a Y b h g 3 ' ' fl 7 \ Y W _ ' U ' ' ' h \ U h ' U d d ' m Ł



Responses	Jurisdictions	Number of Boards	Percentage of Boards Responding
Continuing education, beyond that required for the basic RN license	AK, AR, CNMI, CT, DC, DE, FL, GU, HI, IA, ID, IN, KY, LA-RN, ME, MI, NC, NH, NJ, NM, NV, OH, OR, PA, TN, TX, VA, VI, WA, WV-RN, WY	31	70%
Pharmacology course work or pharmacology continuing education credits	AK, AR, CNMI, CT, DC, DE, FL, GU, HI, ID, IN, KY, LA-RN, ME, MT, NC, ND, NE-APRN, NH, NJ, NM, NV, OH, OK, OR, PA, SC, TN, TX, VA, WA, WV-RN, WY	33	75%
Maintenance (recertification) of advanced practice certification by a national certifying organization/body	AK, AR, AZ, CNMI, CT, DE, FL, GU, HI, ID, IN, KY, LA-RN, MA, MD, ME, MI, MN, MO, MT, NC, ND, NE-APRN, NH, NJ, NM, NV, OH, OK, OR, PA, RI, SC, SD, TN, TX, VA, VI, VT, WA, WV-RN, WY	42	95%
Practice requirements	AZ, DE, GU, ID, LA-RN, MD, ME, NC, ND, NE-APRN, NH, NV, OR, PA, TX, VA, VT, WA, WY	19	43%
Peer review	CT, ID, NE-APRN, NJ	4	9%