

58 Jurisdictions Included in the report:

Alabama (AL)	Alaska (AK)	Arizona (AZ)	Arkansas (AR)	California-RN (CA-RN)
California-VN (CA-VN)	Colorado (CO)	Connecticut (CT)	Delaware (DE)	District of Columbia (DC)
Florida (FL)	Georgia (GA)	Guam (GU)	Hawaii (HI)	Idaho (ID)
Illinois (IL)	Indiana (IN)	Iowa (IA)	Kansas (KS)	Kentucky (KY)
Louisiana-PN (LA-PN)	Louisiana-RN (LA-RN)	Maine (ME)	Maryland (MD)	Massachusetts (MA)

		Oregon (OR)	Pennsylvania (PA)	Rhode Island (RI)
South Carolina (SC)	South Dakota (SD)	Tennessee (TN)		

---

Table of Contents

<a href="#">1 . Terminology</a>
<a href="#">2 . Agency Ty Se</a>
<a href="#">3 . Regulation of Assistive Personnel</a>
<a href="#">4 . Reference to Delegation for Assistive Personnel in a Specific Statute/Regulation</a>
<a href="#">5 . Approval of Assistive Personnel Training Programs</a>
<a href="#">6 . Responsibility for Assistive Personnel Initial Competency Evaluation</a>
<a href="#">7 . Administration of/Type of Assistive Personnel Initial Competency Examinations</a>
<a href="#">8 . Registry of Assistive Personnel</a>
<a href="#">9 . Disciplinary Action Authority/Registry of Disciplined</a>

---



## Member Board Profile Terminology

The following terms are used throughout all profiles:

### ***Board of Nursing***

Includes any other terminology to refer to the regulatory authority (i.e. commission, examiners, registration, jurisdiction). When referring to board of nursing, the reference collectively includes Board Members, Executive Officer and Staff

### ***Jurisdiction***

generally to the board of nursing in a particular jurisdiction

### ***Board Staff***

### ***Executive Officer***

to that authorized person (i.e. Executive Director)

### ***Board Member***

***Practical Nurse or PN:*** Licensed practical or vocational nurse (LPN/LVN)

### ***Assistive Personnel***

### ***Regulation***

examination of competence or enforcement of adherence to statute and rules

Agency Type:


45

Responses	Jurisdictions	Number of Boards
-----------	---------------	------------------

(Check all that apply)

35

A - Nursing assistant/aide



Responses	Jurisdictions	Number of Boards	Percentage of Boards Responding
Nursing assistant/aide	AZ, CO, DC, FL, GU, MD, NC, NH, OK, SD, VA, VT, WA	13	

Medical assistant	ND, WA	2	3%
Community health worker	OH	1	2%
Do not regulate assistive personnel	AL, CA-RN, CA-VN, CT, DE, GA, HI, IA, IN, KS, LA-PN, LA-RN, MA, ME, MI, MN, MO, NE, NE-APRN, NY, PA, RI, SC, TX, WI, WV-PN	26	45%

personnel? (Check all that apply)



Responses	Jurisdictions	Number of Boards	Percentage of Boards Responding
Nursing assistant/aide	AZ, CNMI, CO, DC, FL, GU, KY, MD, NC, ND, NH, OK, OR, TN, VA, VT, WA	17	53%
Medication aide	AR, AZ, CO, IL, KY, MD, MT, NC, ND, NM, OH, SD, TN, UT	14	44%
Medical nursing assistant (MNA)	KY, NH, VT	3	9%
Licensed nursing assistant medication certified (LNA-MC)	AZ, CNMI, ID, KY	4	12%
CNA without medication assistant endorsement	AK, AZ, DC, FL, ID, KY, ND, NV, WA, WY	10	31%
CNA with medication assistant endorsement	KY, MD, ND, WA, WY	5	16%
CNA with home health aide course completion	KY, ND, WY	3	

Reference to Delegation for Assistive Personnel in a Specific Statute/Regulation 4.2



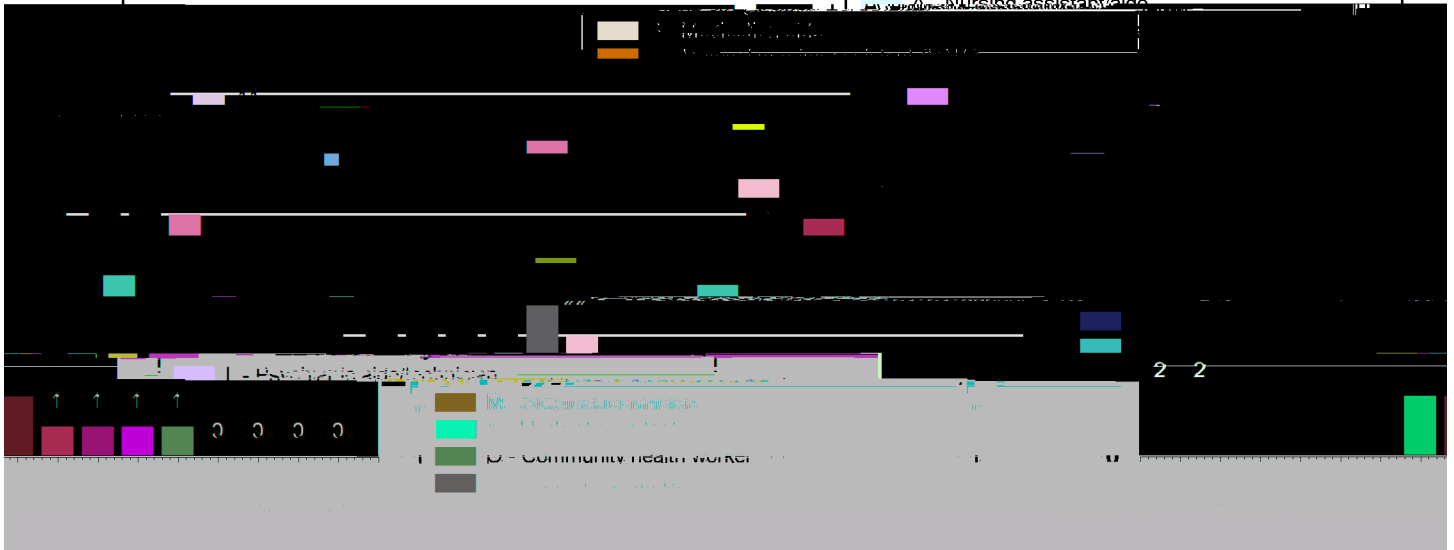
Medical assistant	ID, KY, ND, WA	4	12%
Community health worker	KY, OH, OR	3	9%
None of the above	VI	1	3%





---

Medical assistant		0	0%
Community health worker	OH	1	3%
None of the above	MS, ND	2	6%



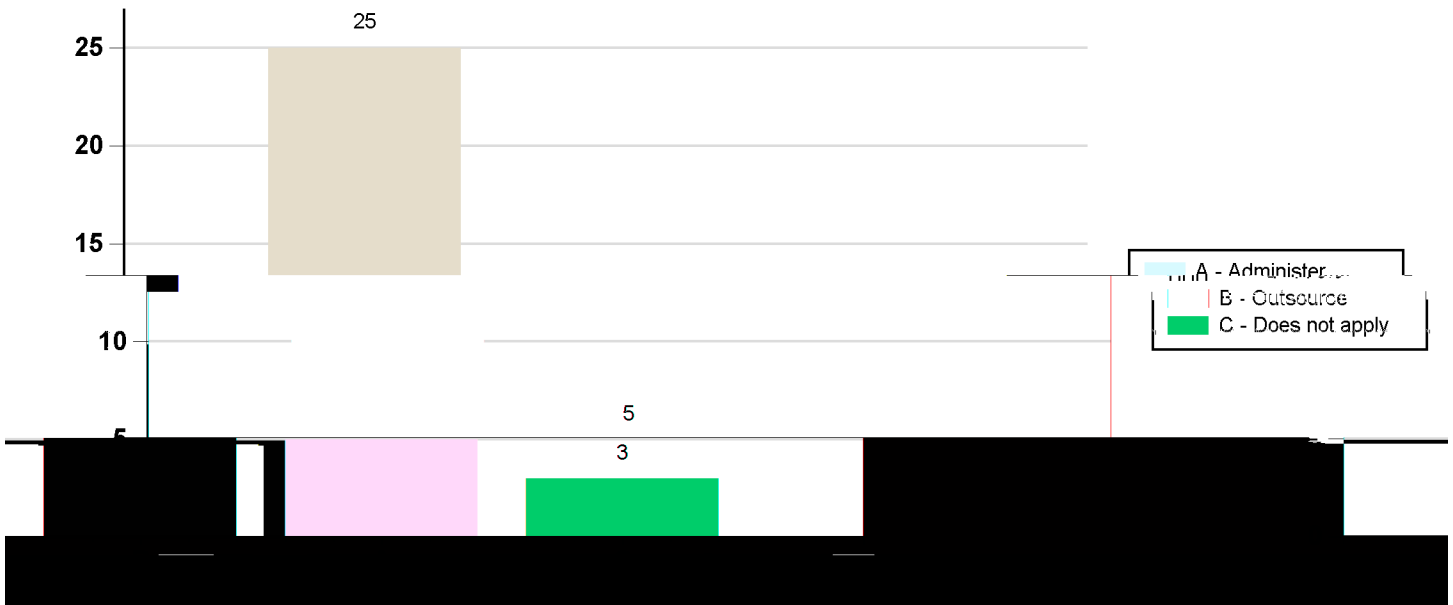
Responses	Jurisdictions	Number of Boards	Percentage of Boards Responding
Nursing assistant/aide	AZ, CO, DC, FL, GU, MD, NH, OK, VA, VT, WA	11	34%
Medication aide	AR, AZ, CO, IL, MD, MT, NM, NV, OH, SD, TN, VA	12	38%
Medical nursing assistant (MNA)	NH, VT	2	6%
Licensed nursing			

Medical assistant  
Community health

0

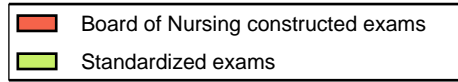
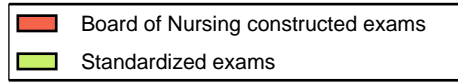

0%

(Check all that apply)



Responses	Jurisdictions	Number of Boards	Percentage of Boards Responding
Administer	CO, GU, NM, SD, VI	5	16%
Outsource	AK, AR, AZ, CNMI, CO, DC, FL, ID, IL, MD, MS, MT, NH, NJ, NV, OH, OK, OR, TN, UT, VA, VT, WA, WV-RN, WY	25	78%
Does not apply	KY, NC, ND	3	9%

examinations?





\*PN BONs and US Territories are not displayed on the map. For detailed information, please see the text responses below.

Responses	Jurisdictions
-----------	---------------



 No
 Yes




 No
 Yes






agencies?



\*PN BONs and US Territories are not displayed on the map. For detailed information, please see the text responses below.

Responses	Jurisdictions	Number of Boards	Percentage of Boards Responding
No	AK, AR, AZ, CNMI, CO, DC, ID, IL, KY, MS, MT, NC, ND, NH, NM, OH, OK, OR, SD, TN, UT, VA, VI, WA, WV-RN, WY	26	81%
Yes	FL, GU, MD, NJ, NV, VT	6	19%

27 (84%)




No

Yes




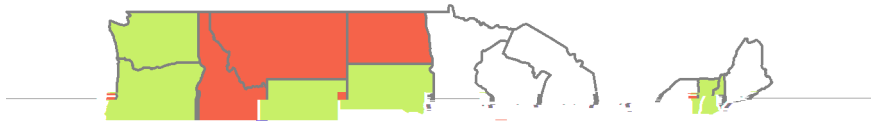




Disciplinary Action Authority/Registry of Disciplined 9.2



\*PN BONs and US Territories are not displayed on the map. For detailed information, please see the text responses below.

Responses	Jurisdictions	Number of Boards	Percentage of Boards Responding
No	ID, IL, MT, NC	4	12%
Yes	AK, AR, AZ, CNMI, CO, DC, FL, GU, KY, MD, MS, ND, NH, NJ, NM, NV, OH, OK, OR, SD, TN, UT, VA, VI, VT, WA, WV-RN, WY	28	88%



\*PN BONs and US Territories are not displayed on the map. For detailed information, please see the text responses below.

Responses	Jurisdictions	Number of Boards	Percentage of Boards Responding
No	AR, CNMI, ID, IL, MD, MT, NC, ND, NM, OK, TN, UT	20	62%
Yes	WA, OR, CA, NV, AZ, HI, AK, VT, NH, ME, VT	12	38%