

---

## 2019 Assistive Personnel Survey

### 57 Jurisdictions Included in the report:

Alabama (AL)	Alaska (AK)	Arizona (AZ)	Arkansas (AR)	California-RN (CA-RN)
California-VN (CA-VN)	Colorado (CO)	Connecticut (CT)	Delaware (DE)	District of Columbia (DC)
Florida (FL)	Georgia (GA)	Guam (GU)	Hawaii (HI)	Idaho (ID)
Illinois (IL)	Indiana (IN)	Iowa (IA)	Kansas (KS)	Kentucky (KY)
Louisiana-PN (LA-PN)	Louisiana-RN (LA-RN)	Maine (ME)	Maryland (MD)	Massachusetts (MA)
Michigan (MI)	Minnesota (MN)	Mississippi (MS)	Missouri (MO)	Montana (MT)
Nebraska (NE)	Nebraska-AP (NE-APRN)	Nevada (NV)	New Hampshire (NH)	New Jersey (NJ)
New Mexico (NM)	New York (NY)	North Carolina (NC)	North Dakota (ND)	Northern Mariana Islands (CNMI)
Ohio (OH)	Oklahoma (OK)	Oregon (OR)	Pennsylvania (PA)	Rhode Island (RI)
South Carolina (SC)	South Dakota (SD)	Tennessee (TN)	Texas (TX)	Utah (UT)

---

## Table of Contents

[1 . Terminology](#)

[2 . Agency Type](#)

[3 . Regulation of Assistive Personnel](#)

[4 . Reference to Delegation for Assistive Personnel in a Specific Statute/Regulation](#)

[5 . Approval of Assistive Personnel Training Programs](#)

[6 . Responsibility for Assistive Personnel Initial Competency Evaluation](#)

[7 . Administration of/Type of Assistive Personnel Initial Competency Examinations](#)

[8 . Registry of Assistive Personnel](#)

[9 . Disciplinary Action Authority/Registry of Disciplined](#)

---

## Survey Terminology

The following terms are used throughout all surveys:

*Board of Nursing*



[Back To Table of Contents](#)

Surgical technician	CNMI, ND	2	4%
Medical assistant	ND, WA	2	4%
Community health worker	OH	1	2%
Do not regulate assistive personnel	AL, CA-RN, CT, DE, GA, HI, IA, IN, KS, LA-PN, LA-RN, MA, MI, MN, MO, MS, NE, NE-APRN, NY, PA, RI, SC, TX, WI	24	42%

[Back To Table of Contents](#)

**Q2. Are there specific statutes or regulations that reference delegation for any of the following assistive personnel? (Check all that apply)**



Responses	Jurisdictions	Number of Boards	Percentage of Boards Responding
Nursing assistant/aide	AZ, CNMI, CO, DC, FL, GU, KY, MD, ME, NC, ND, NH, OK, OR, TN, VA, VT, WA	18	55%
Medication aide	AR, AZ, CO, DC, IL, KY, MD, ME, MT, NC, ND, NH, NM, OH, SD, TN, UT	17	52%
Medical nursing assistant (MNA)	KY	1	3%
Licensed nursing assistant medication certified (LNA-MC)	AZ, CNMI, ID, KY, VT	5	15%
CNA without medication assistant endorsement	AK, AZ, FL, KY, MD, ND, NV, WA, WY	9	27%
CNA with medication assistant endorsement	KY, ND, WA, WY	4	12%
CNA with home health aide course completion	KY, ND, WY	3	9%
Peritoneal dialysis assistant/technician	KY, MD, ND	3	9%
Hemodialysis assistant/technician	CNMI, DC, KY, ND, NM, OH, SD, WV-RN	8	24%
Home health aide	DC, KY, ND, NJ, OR, WA, WY	7	21%
Nutrition or feeding aide	KY, ND	2	6%
Psychiatric aide/technician	CA-VN, CNMI, CO, KY, ND	5	15%

Surgical technician	CNMI, KY, ND	3	9%
Medical assistant	KY, ND, WA	3	9%
Community health worker	KY, OH, OR	3	9%
None of the above	VI	1	3%

**Q3. Does the Board of Nursing approve training programs for any of the following assistive personnel? (Check all that apply)**



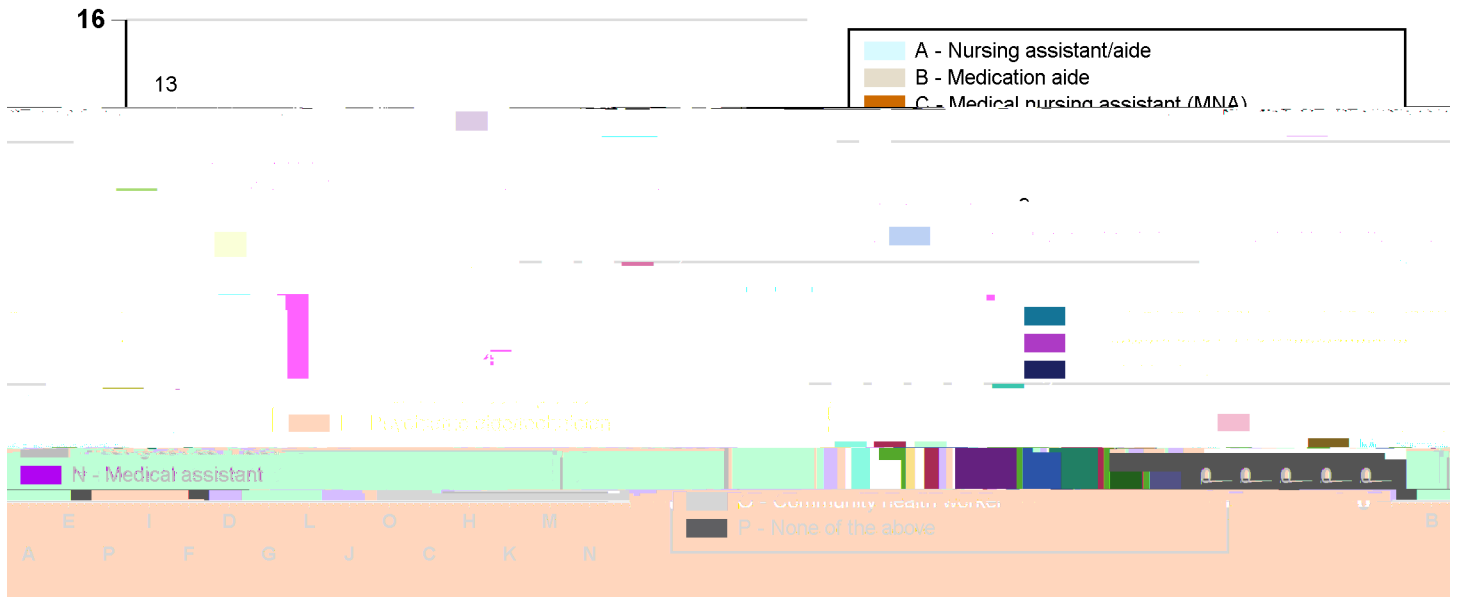
Responses	Jurisdictions	Number of Boards	Percentage of Boards Responding
Nursing assistant/aide	AK, AZ, CO, DC, FL, GU, MD, NC, NH, OK, SD, VA, WA	13	39%
Medication aide		10	



Medical assistant		0	0%
Community health worker	OH		3%
None of the above	IL, ME, ND, WY	4	12%



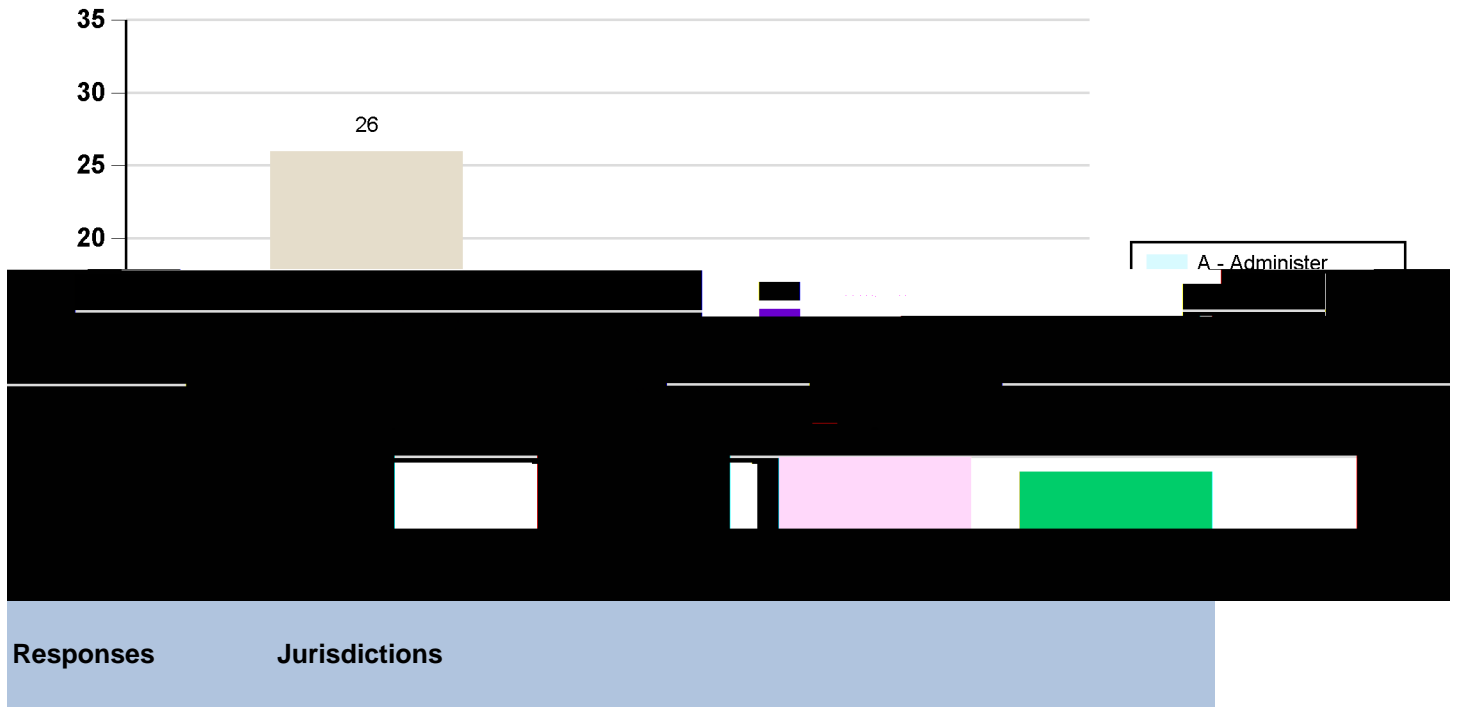
**Q4. Is the Board of Nursing responsible for the initial competency evaluation of any of the following assistive personnel? (Check all that apply)**



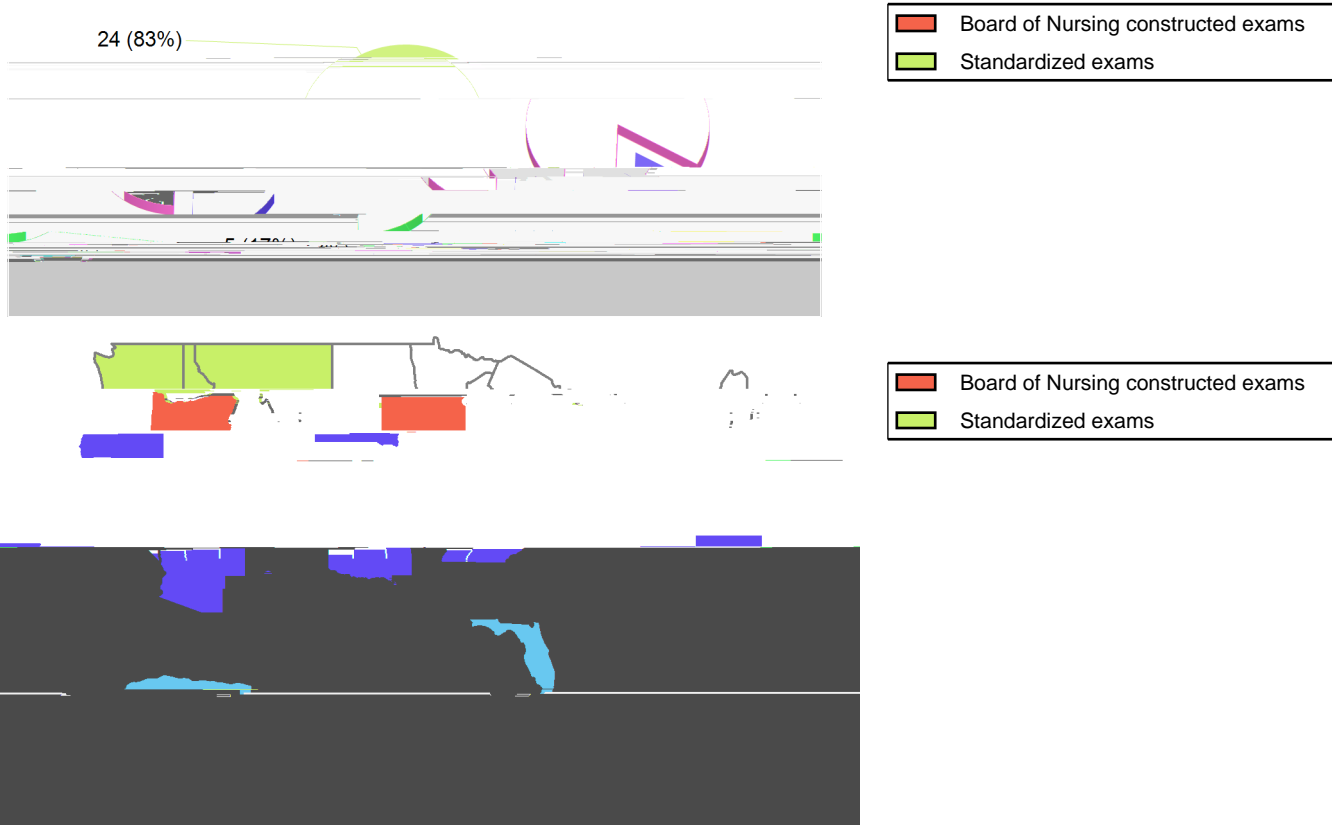
Responses	Jurisdictions	Number of Boards	Percentage of Boards Responding
Nursing assistant/aide	AZ, CO, DC, FL, GU, NH, OK, VA, WA	9	27%
Medication aide	AR, AZ, CO, DC, IL, MT, NH, NM, NV, OH, SD, TN, VA	13	39%
Medical nursing assistant (MNA)		0	0%
Licensed nursing assistant			

Medical assistant		0	0%
Community health worker	OH	1	3%

**Q5. Does the Board of Nursing administer or outsource assistive personnel initial competency examinations?  
(Check all that apply)**



**Q6. Which type of exam is required by the Board of Nursing for assistive personnel initial competency examinations?**

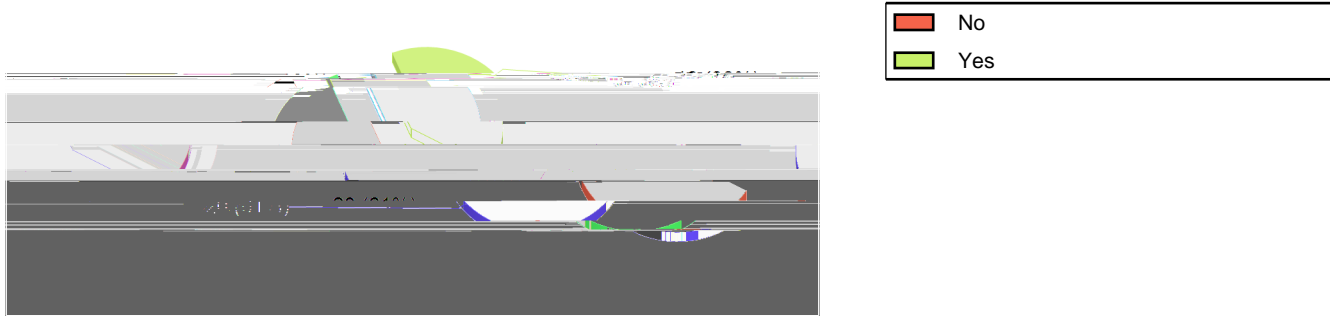


\*PN BONs and US Territories are not displayed on the map. For detailed information, please see the text responses below.

Responses	Jurisdictions	Number of Boards	Percentage of Boards Responding
Board of Nursing constructed exams	AR, CA-VN, NM, OR, SD	5	17%
Standardized exams	AK, AZ, CNMI, CO, DC, FL, GU, ID, IL, MD, MT, NH, NJ, NV, OH, OK, TN, UT, VA, VI, VT, WA, WV-RN, WY	24	83%

[Back To Table of Contents](#)




**Q7. Does the Board of Nursing maintain a registry of assistive personnel employed in nursing homes?**



\*PN BONs and US Territories are not displayed on the map. For detailed information, please see the text responses below.

Responses	Jurisdictions	Number of Boards	Percentage of Boards Responding
No	AK, AR, AZ, CA-VN, CO, DC, ID, IL, ME, MT, NC, ND, NJ, OH, OK, TN, UT, WA, WV-RN, WY	20	61%
Yes	CNMI, FL, GU, KY, MD, NH, NM, NV, OR, SD, VA, VI, VT	13	39%

**Q8. Does the Board of Nursing maintain a registry of assistive personnel employed in home health care agencies?**



\*PN BONs and US Territories are not displayed on the map. For detailed information, please see the text responses below.

**Responses**





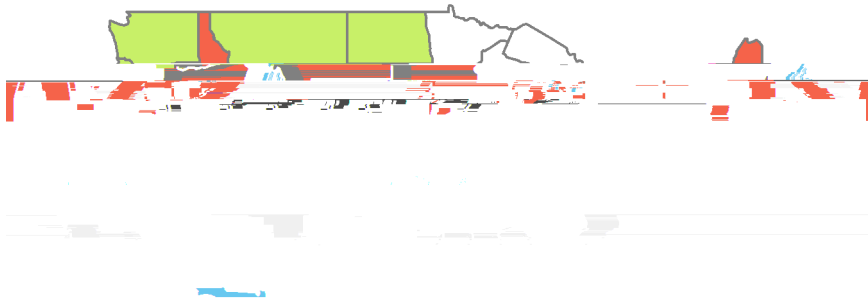

## Contents

es?

]





Q10. Does the Board of Nursing maintain a database of disciplined assistive personnel?



\*PN BONs and US Territories are not displayed on the map. For detailed information, please see the text responses below.

Responses	Jurisdictions	Number of Boards	Percentage of Boards Responding
No	ID, IL, ME, NC	4	12%
Yes	AK, AR, AZ, CA-VN, CNMI, CO, DC, FL, GU, KY, MD, MT, ND, NH, NJ, NM, NV, OH, OK, OR, SD, TN, UT, VA, VI, VT, WA, WV-RN, WY	29	88%

**Q11. Does the Board of Nursing maintain a database of assistive personnel disciplined for patient abuse?**



\*PN BONs and US Territories are not displayed on the map. For detailed information, please see the text responses below.

Responses	Jurisdictions	Number of Boards	Percentage of Boards Responding
No	AR, ID, IL, ME, MT, NC, ND, NM, OK, TN, UT, WY	12	36%
Yes	AK, AZ, CA, CO, DC, FL, GU, KY, MD, NH, NJ, NV, OH, RI, SC, VA, VT, WA, WV-RN, WY	21	64%