

55 Jurisdictions Included in the report:

Alabama (AL)	Alaska (AK)	Arizona (AZ)	Arkansas (AR)	California-RN (CA-RN)
California-VN (CA-VN)	Colorado (CO)	Connecticut (CT)	Delaware (DE)	District of Columbia (DC)
Florida (FL)	Georgia (GA)	Guam (GU)	Hawaii (HI)	Idaho (ID)
Illinois (IL)	Indiana (IN)	Iowa (IA)	Kansas (KS)	Kentucky (KY)
Louisiana-RN (LA-RN)	Maine (ME)	Maryland (MD)	Massachusetts (MA)	Michigan (MI)
Minnesota (MN)	Mississippi (MS)	Missouri (MO)	Montana (MT)	Nebraska (NE)

Table of Contents

[1 . Terminology](#)

[2 . Agency type](#)

[3 . Regulation of Advanced Practitioners](#)

[4 . Licensure/Recognition/Endorsement of Advanced Practice Roles](#)

[5 . Advanced Practice Role Titles](#)

[6 . Scope of Practice in Statutes and/or Regulations](#)

[7 . Authority to Approve Education Programs](#)

[8 . Requirements for Licensure/Recognition/Endorsement](#)

[9 . Prescriptive Authority](#)

[10 . DEA Registration](#)

[11 . Continued Competency](#)

anesthetist? (Check all that apply)





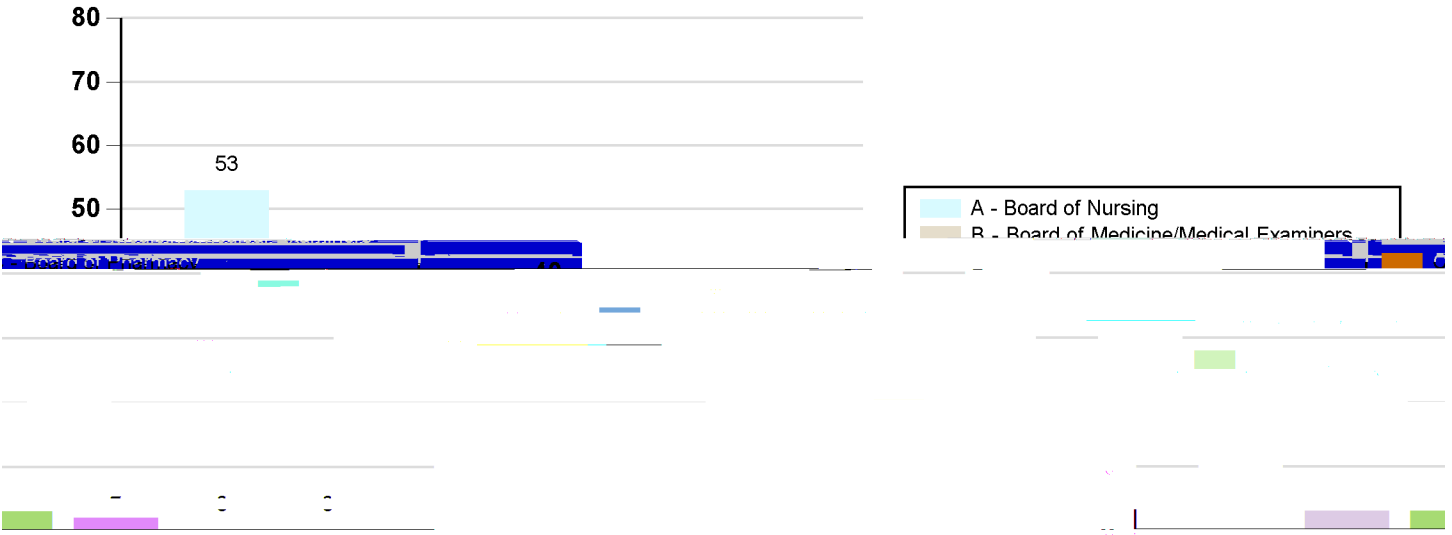
Responses	Jurisdictions	Number of Boards	Percentage of Boards Responding
Board of Nursing	AK, AL, AR, AZ, CA-RN, CNMI, CO, DC, DE, FL, GA, GU, HI, IA, ID, IL, IN, KS, KY, LA-RN, MA, MD, ME, MI, MN, MO, MS, MT, NC, ND, NE, NH, NV, OH, OK, OR, SC, SD, TN, TX, VA, VI, VT, WA, WI, WV-RN, WY	47	89%
Board of Medicine/Medical Examiners	AL, NC, NJ, PA, VA	5	9%
Board of Pharmacy		0	0%
Advanced Practice Nursing Board	NE	1	2%
Department/Board of Health	CT, FL, MI, NM, RI	5	9%
Umbrella Board or other State agency (not listed above)	UT	1	2%



clinical nurse specialist? (Check all that apply)



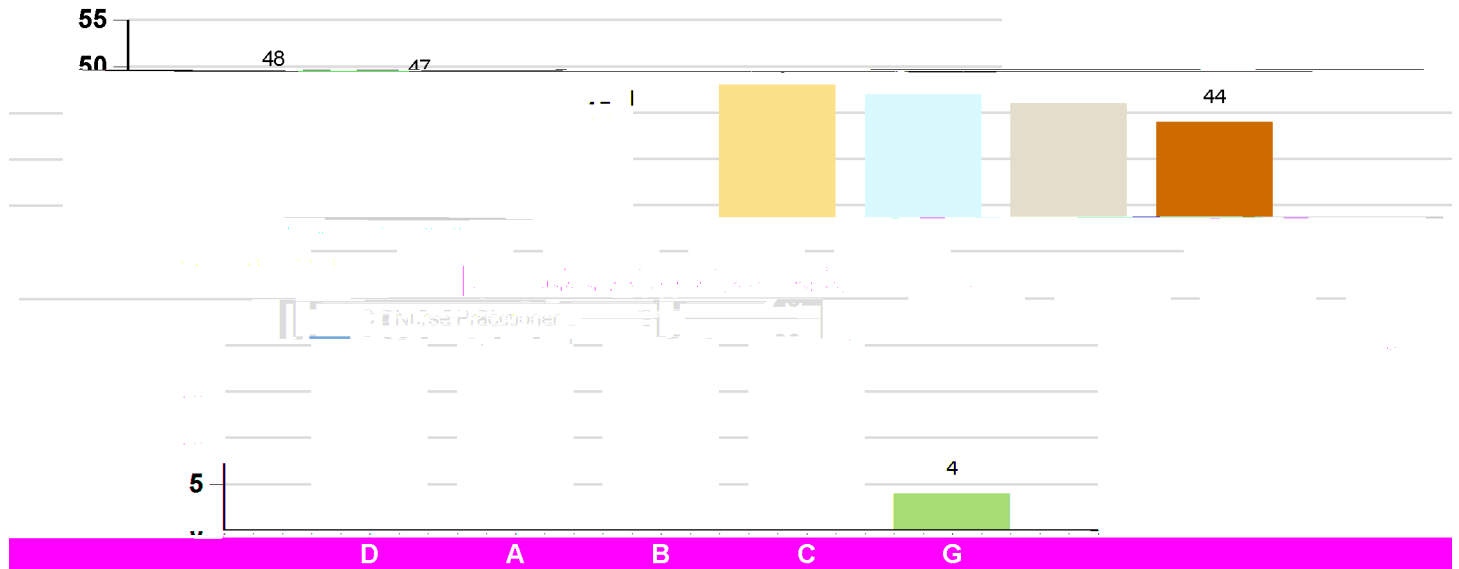
Responses	Jurisdictions	Number of Boards	Percentage of Boards Responding
Board of Nursing	AK, AL, AR, AZ, CA-RN, CNMI, CO, CT, DC, DE, FL, GA, GU, HI, IA, ID, IL, IN, KS, KY, LA-RN, MA, MD, ME, MI, MN, MO, MS, MT, NC, ND, NE, NH, NJ, NM, NV, OH, OK, OR, PA, RI, SC, SD, TN, TX, UT, VA, VI, VT, WA, WI, WV-RN, WY	53	100%
Board of Medicine/Medical Examiners		0	0%
Board of Pharmacy		0	0%
Advanced Practice Nursing Board	NE, RI	2	4%
Department/Board of Health	CT, FL, MI	3	6%
Umbrella Board or other State agency (not listed above)		0	0%



Responses	Jurisdictions	Number of Boards	Percentage of Boards Responding
Board of Nursing	AK, AL, AR, AZ, CA-RN, CNMI, CO, CT, DC, DE, FL, GA, GU, HI, IA, ID, IL, IN, KS, KY, LA-RN, MA, MD, ME, MI, MN, MO, MS, MT, NC, ND, NE, NH, NJ, NM, NV, OH, OK, OR, PA, RI, SC, SD, TN, TX, UT, VA, VI, VT, WA, WI, WV-RN, WY	53	100%
Board of Medicine/Medical Examiners	AL, NC, VA	3	6%
Board of Pharmacy		0	0%
Advanced Practice Nursing Board	NE, RI	2	4%
Department/Board of Health	CT, FL, MI	3	6%
Umbrella Board or other State agency (not listed above)		0	0%

[Back To Table of Contents](#)

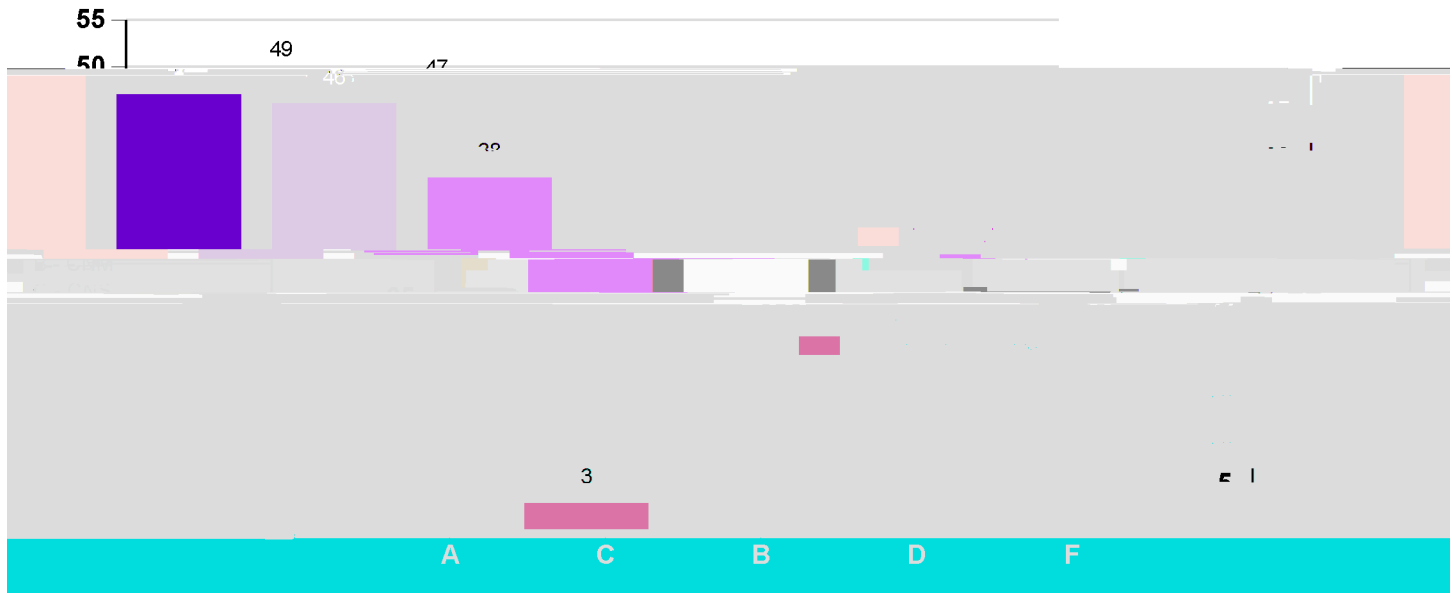
that apply)




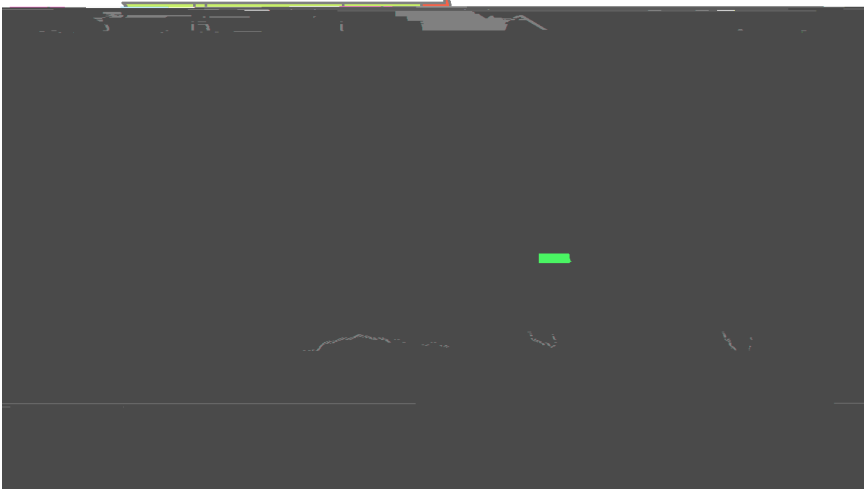

Responses	Jurisdictions	Number of Boards	Percentage of Boards Responding
Nurse Anesthetist	AK, AL, AR, AZ, CA-RN, CNMI, CO, CT, DC, DE, GU, HI, IA, ID, IL, IN, KS, KY, LA-RN, MA, MD, ME, MI, MO, MS, MT, NC, ND, NE, NH, NJ, NM, NV, OH, OK, OR, RI, SC, SD, TX, UT, VA, VI, VT, WA, WV-RN, WY	47	

[Back To Table of Contents](#)

apply)



Responses	Jurisdictions	Number of Boards	Percentage of Boards Responding
CRNA	AK, AL, AR, AZ, CA-RN, CNMI, CO, CT, DC, DE, FL, GA, GU, HI, IA, ID, IL, IN, KS, KY, LA-RN, MA, MD, ME, MI, MN, MO, MS, MT, NC, ND, NE, NH, NM, NV, OH, OK, OR, RI, SC, SD, TX, UT, VA, VI, VT, WA, WV-RN, WY	49	92%
CNM	AK, AL, AR, AZ, CA-RN, CNMI, CO, CT, DC, DE, FL, GA, GU, HI, IA, ID, IL, IN, KY, LA-RN, MA, MD, ME, MI, MN, MO, MS, MT, NC, ND, NE, NH, NV, OH, OK, RI, SC, SD, TX, UT, VA, VI, VT, WA, WV-RN, WY	46	87%
CNS	AK, AL, AR, AZ, CA-RN, CNMI, CO, DC, DE, FL, GA, GU, HI, IA, ID, IL, IN, KS, KY, LA-RN, MA, MD, ME, MI, MN, MO, MT, NC, ND, NE, NH, NM, NV, OH, OK, OR, PA, RI, SC, SD, TX, VA, VI, VT, WA, WV-RN, WY	47	89%
CNP	AK, AL, AR, AZ, CA-RN, CNMI, DC, DE, GU, IA, ID, IL, IN, KY, LA-RN, MA, MD, ME, MI, MN, MO, MS, MT, NC, NH, NM, NV, OH, OK, OR, RI, SC, SD, TX, VT, WA, WV-RN, WY	38	72%
None of the above	NJ, TN, WI	3	6%



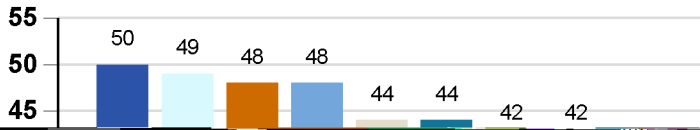
that apply)



Responses	Jurisdictions	Number of Boards	Percentage of Boards Responding
Nurse anesthetist education programs	AK, AR, CNMI, CO, DC, GU, HI, IA, ID, KS, KY, LA-RN, MN, ND, OK, OR, TN, VT, WA, WY	20	38%
Nurse midwife education programs	AK, AR, AZ, CA-RN, CNMI, CO, DC, GU, HI, IA, ID, KS, KY, LA-RN, MN, ND, OK, OR, SD, TN, VT, WA, WY	23	43%
Clinical nurse specialist education programs	AK, AR, AZ, CNMI, DC, GU, HI, IA, ID, KS, KY, LA-RN, MN, ND, OK, OR, PA, TN, VT, WA, WY	21	40%
Nurse practitioner education programs	AK, AR, AZ, CA-RN, CNMI, CO, DC, GU, HI, IA, ID, KS, KY, LA-RN, MD, MN, ND, OK, OR, PA, SD, TN, VT, WA, WY	25	47%
None of the above	AL, CT, DE, FL, GA, IL, IN, MA, ME, MI, MO, MS, MT, NC, NE, NH, NJ, NM, NV, OH, RI, SC, TX, UT, VA, VI, WI, WV-RN	28	53%



[Back To Table of Contents](#)



Responses	Jurisdictions	Number of Boards	Percentage of Boards Responding
Nurse anesthetist new license/recognition	AK, AL, AR, AZ, CNMI, CO, CT, DC, DE, FL, GA, GU, HI, IA, ID, IL, IN, KS, KY, LA-RN, MA, MD, ME, MI, MN, MO, MT, NC, ND, NE, NH, NJ, NM, NV, OH, OK, OR, RI, SC, SD, TN, TX, UT, VA, VI, VT, WA, WV-RN, WY	49	92%
Nurse anesthetist license/recognition by endorsement	AK, AL, AR, AZ, CNMI, CO, CT, DC, DE, GU, ID, IL, IN, KS, KY, LA-RN, MA, MD, ME, MI, MO, MS, MT, NC, ND, NE, NH, NJ, NM, NV, OH, OK, OR, RI, SC, SD, TX, UT, VA, VI, VT, WA, WV-RN, WY	44	83%
Nurse midwife new license/recognition	AK, AL, AR, AZ, CNMI, CO, CT, DC, DE, FL, GA, GU, HI, IA, ID, IL, IN, KY, LA-RN, MA, MD, ME, MI, MN, MO, MS, MT, NC, ND, NE, NH, NV, OH, OK, OR, RI, SC, SD, TN, TX, UT, VA, VI, VT, WA, WI, WV-RN, WY	48	91%
Nurse midwife license/recognition by endorsement	AK, AL, AR, AZ, CNMI, CO, CT, DC, DE, GU, ID, IL, IN, KY, LA-RN, MA, MD, ME, MI, MO, MS, MT, NC, ND, NE, NH, NV, OH, OK, OR, RI, SC, SD, TX, UT, VA, VI, VT, WA, WI, WV-RN, WY	42	79%
Clinical nurse specialist new license/recognition	AK, AL, AR, AZ, CNMI, CO, DC, DE, FL, GA, GU, HI, IA, ID, IL, IN, KY, LA-RN, MA, MD, ME, MI, MN, MO, MT, NC, ND, NE, NH, NJ, NM, NV, OH, OK, OR, PA, RI, SC, SD, TN, TX, UT, VA, VI, VT, WA, WV-RN, WY	48	91%
Clinical nurse specialist license/recognition by endorsement	AK, AL, AR, AZ, CNMI, CO, DC, DE, GU, ID, IL, IN, KY, LA-RN, MA, MD, ME, MI, MO, MT, NC, ND, NE, NH, NJ, NM, NV, OH, OK, OR, PA, RI, SC, SD, TX, UT, VA, VI, VT, WA, WV-RN, WY	42	79%
Nurse practitioner new license/recognition	AK, AL, AR, AZ, CNMI, CO, CT, DC, DE, FL, GA, GU, HI, IA, ID, IL, IN, KY, LA-RN, MA, MD, ME, MI, MN, MO, MS, MT, NC, ND, NE, NH, NJ, NM, NV, OH, OK, OR, PA, RI, SC, SD, TN, TX, UT, VA, VI, VT, WA, WV-RN, WY	50	94%
Nurse practitioner license/recognition by endorsement	AK, AL, AR, AZ, CNMI, CO, CT, DC, DE, GU, ID, IL, IN, KY, LA-RN, MA, MD, ME, MI, MO, MS, MT, NC, ND, NE, NH, NJ, NM, NV, OH, OK, OR, PA, RI, SC, SD, TX, UT, VA, VI, VT, WA, WV-RN, WY	44	83%


None of the above

CA-RN



1

2%

all that apply)



Responses	Jurisdictions	Number of Boards	Percentage of Boards Responding
Nurse anesthetist new license/recognition	AK, AR, AZ, FL, GA, GU, IA, ID, KS, KY, LA-RN, MA, MD, MN, MS, ND, NH, NM, OH, OR, UT, VI, VT, WA, WY	25	49%
Nurse anesthetist license/recognition by endorsement	AK, AR, AZ, GU, KS, KY, LA-RN, MD, MS, ND, NH, NM, OH, OR, UT, VI, VT, WA, WY	19	37%
Nurse midwife new license/recognition	AK, AR, AZ, CA-RN, FL, GA, GU, IA, ID, KS, KY, LA-RN, MA, MD, MN, MS, ND, NH, OH, OR, UT, VI, VT, WA, WI, WY	26	51%
Nurse midwife license/recognition by endorsement	AK, AR, AZ, CA-RN, GU, KS, KY, LA-RN, MD, MS, ND, NH, OH, OR, UT, VI, VT, WA, WI, WY	20	39%
Clinical nurse specialist new license/recognition	AK, AR, AZ, CA-RN, FL, GA, GU, IA, ID, KS, KY, LA-RN, MA, MD, MN, ND, NH, NM, OH, OR, PA, UT, VI, VT, WA, WY	26	51%
Clinical nurse specialist license/recognition by endorsement	AK, AR, AZ, CA-RN, GU, KS, KY, LA-RN, MA, ND, NH, NM, OH, OR, PA, UT, VI, VT, WA, WY	20	39%
Nurse practitioner new license/recognition	AK, AR, AZ, CA-RN, FL, GA, GU, IA, ID, KS, KY, LA-RN, MA, MD, MN, MS, ND, NH, NM, OH, OR, PA, UT, VI, VT, WA, WY	27	53%
Nurse practitioner license/recognition by endorsement	AK, AR, AZ, CA-RN, GU, KS, KY, LA-RN, MD, MS, ND, NH, NM, OH, OR, PA, UT, VI, VT, WA, WY	21	41%
None of the above	AL, CNMI, CT, DC, DE, HI, IN, ME, MI, MO, MT, NC, NE, NJ, NV, OK, RI, SC, SD, TN, TX, VA, WV-RN	23	45%




*PN BONs and US Territories are not displayed on the map. For detailed information, please see the text responses below.

Responses	Jurisdictions	Number of Boards	Percentage of Boards Responding
Independent without restrictions	DC, MT, ND, NE, NH, NM, VT, WA, WY	9	17%
Independent, but restricted to area of practice	AK, CNMI, CO, DE, GU, HI, IA, ID, KY, MN, OR	11	21%
Restricted to formulary	IN, WV-RN	2	4%
Restricted to formulary with physician supervision	AR, LA-RN, OK, TN	4	8%
Restricted to protocol	FL, NC, RI	3	6%




Prescriptive Authority 9.2

Restricted to practice agreement with, or delegation by, physician	MI, MS, NJ, NV, TX	5	9%
Restricted to practice agreement with, or delegation by, physician for a finite period of time	CT, MA	2	4%
Independent when privileged & credentialed by a facility, restricted to practice agreement with physician in other settings	CA-RN, IL, MD	3	6%
No authority to prescribe	AL, AZ, GA, KS, ME, MO, OH, PA, SC, SD, UT, VA, VI, WI	14	26%

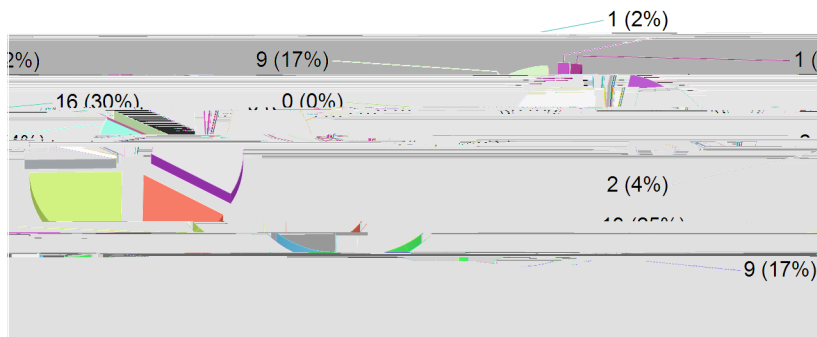


- Independent without restrictions
- Independent, but restricted to area of practice
- Restricted to formulary
- Restricted to formulary with physician supervision
- Restricted to protocol
- Restricted to practice agreement with, or delegation by, physician
- Restricted to practice agreement with, or delegation by, physician for a finite period of time
- Independent when privileged & credentialed by a facility, restricted to practice agreement with physician in other settings
- No authority to prescribe



- Independent without restrictions
- Independent, but restricted to area of practice
- Restricted to formulary
- Restricted to formulary with physician supervision
- Restricted to protocol
- Restricted to practice agreement with, or delegation by, physician
- Restricted to practice agreement with, or delegation by, physician for a finite period of time
- Independent when privileged &

Restricted to practice agreement with, or delegation by, physician for a finite period of time	TX	1	2%
Independent when privileged & credentialed by a facility, restricted to practice agreement with physician in other settings	IL, MD	2	4%
No authority to prescribe	WI	1	2%



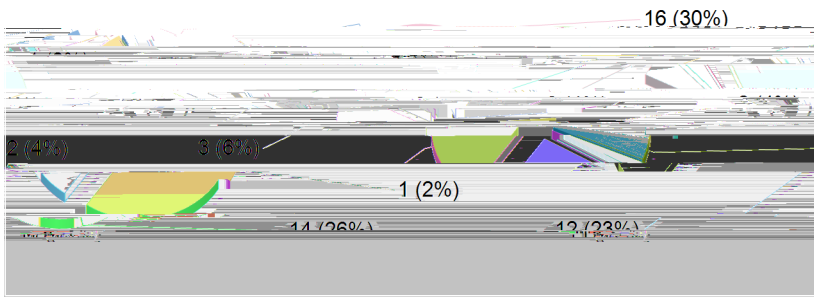
*PN BONs and US Territories are not displayed on the map. For detailed information, please see the text responses below.

Responses	Jurisdictions	Number of Boards	Percentage of Boards Responding
Independent without restrictions	DC, MT, ND, NM, OR, UT, VT, WA, WY	9	17%
Independent, but restricted to area of practice	AK, CNMI, CO, DE, GU, HI, IA, ID, KY, MN, NH, NV, RI	13	25%
Restricted to formulary	OH, WV-RN	2	4%
Restricted to formulary with physician supervision	OK, TN	2	4%
Restricted to protocol		0	0%
Restricted to practice agreement with, or delegation by, physician	AR, GA, IN, KS, LA-RN, MI, MO, NJ, SC	9	17%



Prescriptive Authority 9.6

Restricted to practice agreement with, or delegation by, physician for a finite period of time	TX	1	2%
Independent when privileged & credentialed by a facility, restricted to practice agreement with physician in other settings	IL	1	2%
No authority to prescribe	AL, AZ, CA-RN, CT, FL, MA, MD, ME, MS, NC, NE, PA, SD, VA, VI, WI	16	30%

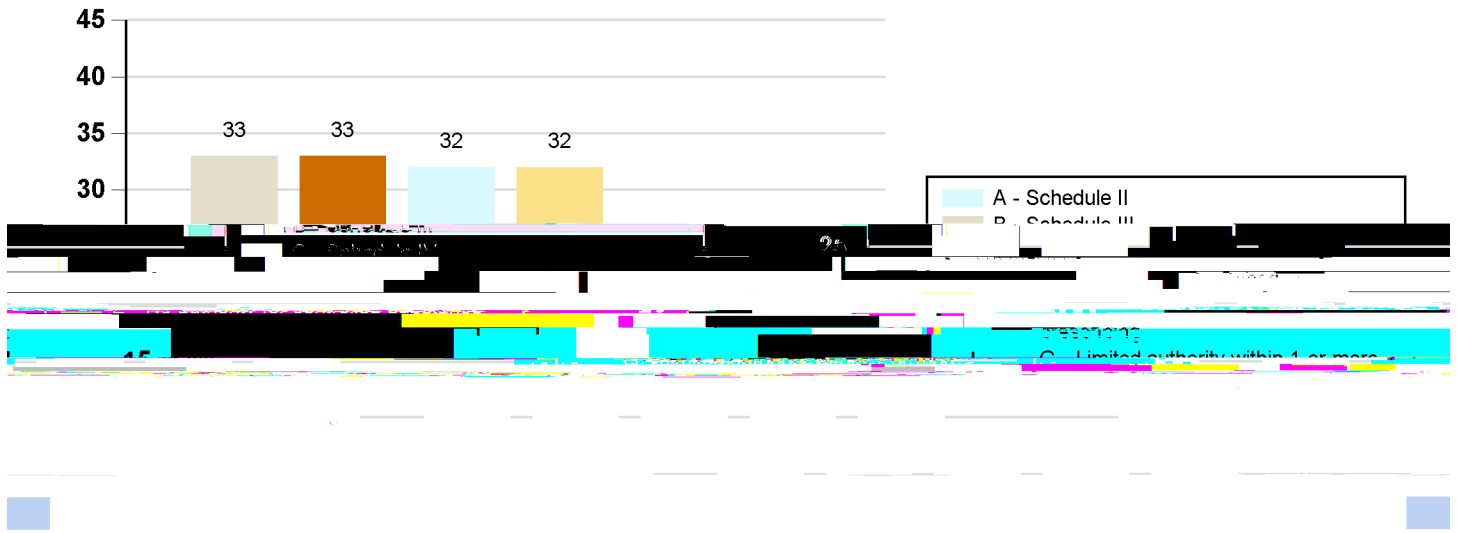


- Independent without restrictions
- Independent, but restricted to area of practice
- Restricted to formulary
- Restricted to formulary with physician supervision
- Restricted to protocol
- Restricted to practice agreement with, or delegation, by physician
- Restricted to practice agreement with, or delegation by, physician for a finite period of time
- Independent when privileged & credentialed by a facility, restricted to practice agreement with physician in other settings
-

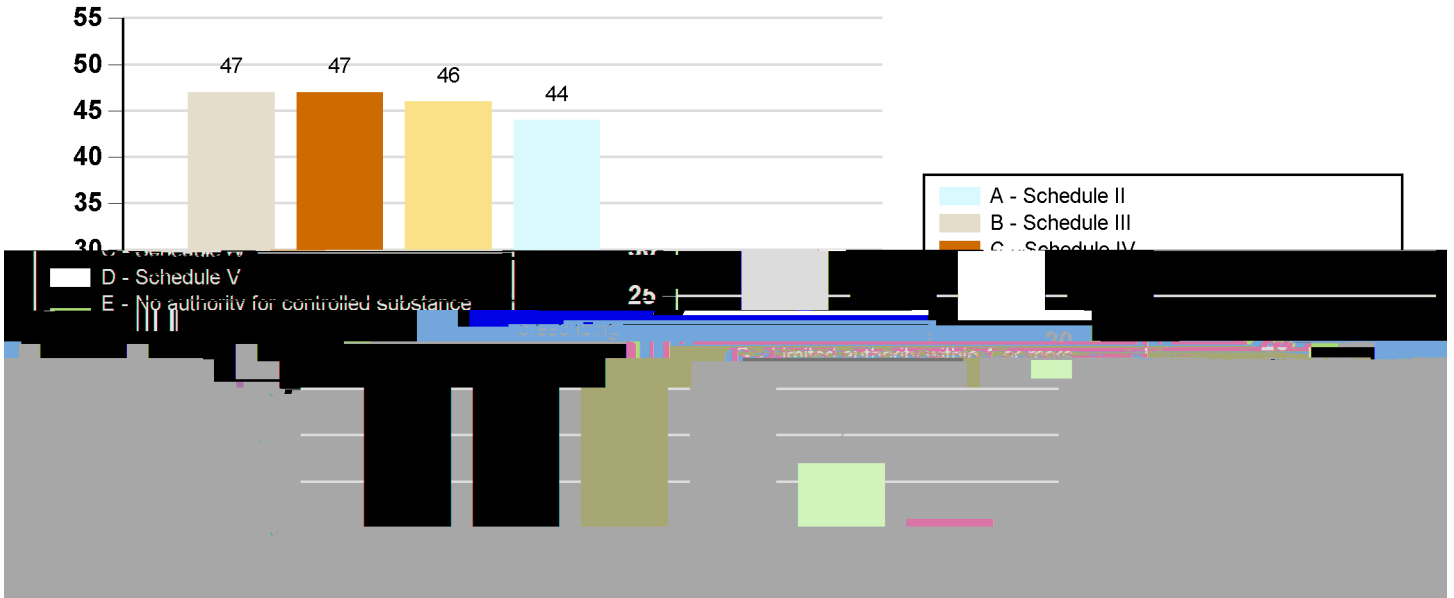


Prescriptive Authority 9.8

Restricted to practice agreement with, or delegation by, physician for a finite period of time	CT, TX	2	4%
Independent when privileged & credentialed by a facility, restricted to practice agreement with physician in other settings	IL, MD	2	4%
No authority to prescribe	WI	1	2%




Responses	Jurisdictions	Number of Boards	Percentage of Boards Responding
Schedule II	AK, CNMI, CO, CT, DC, DE, FL, GU, HI, IA, ID, IL, KY, LA-RN, MA, MN, MT, NC, ND, NE, NH, NJ, NM, NV, OK, OR, TN, TX, UT, VT, WA, WY	32	60%
Schedule III	AK, AR, CNMI, CO, CT, DC, DE, FL, HI, IA, ID, IL, KY, LA-RN, MA, MN, MT, NC, ND, NE, NH, NJ, NM, NV, OK, OR, TN, TX, UT, VT, WA, WV-RN, WY	33	62%
Schedule IV	AK, AR, CNMI, CO, CT, DC, DE, FL, HI, IA, ID, IL, KY, LA-RN, MA, MN, MT, NC, ND, NE, NH, NJ, NM, NV, OK, OR, TN, TX, UT, VT, WA, WV-RN, WY	33	62%
Schedule V	AK, AR, CNMI, CO, CT, DC, DE, HI, IA, ID, IL, KY, LA-RN, MA, MN, MT, NC, ND, NE, NH, NJ, NM, NV, OK, OR, TN, TX, UT, VT, WA, WV-RN, WY	32	60%
No authority for controlled substance prescribing	AL, AZ, CA-RN, GA, GU, IN, KS, ME, MI, MO, MS, OH, PA, RI, SC, SD, VA, VI, WI	19	36%
Limited authority within 1 or more schedules	MD, TX, UT	3	6%

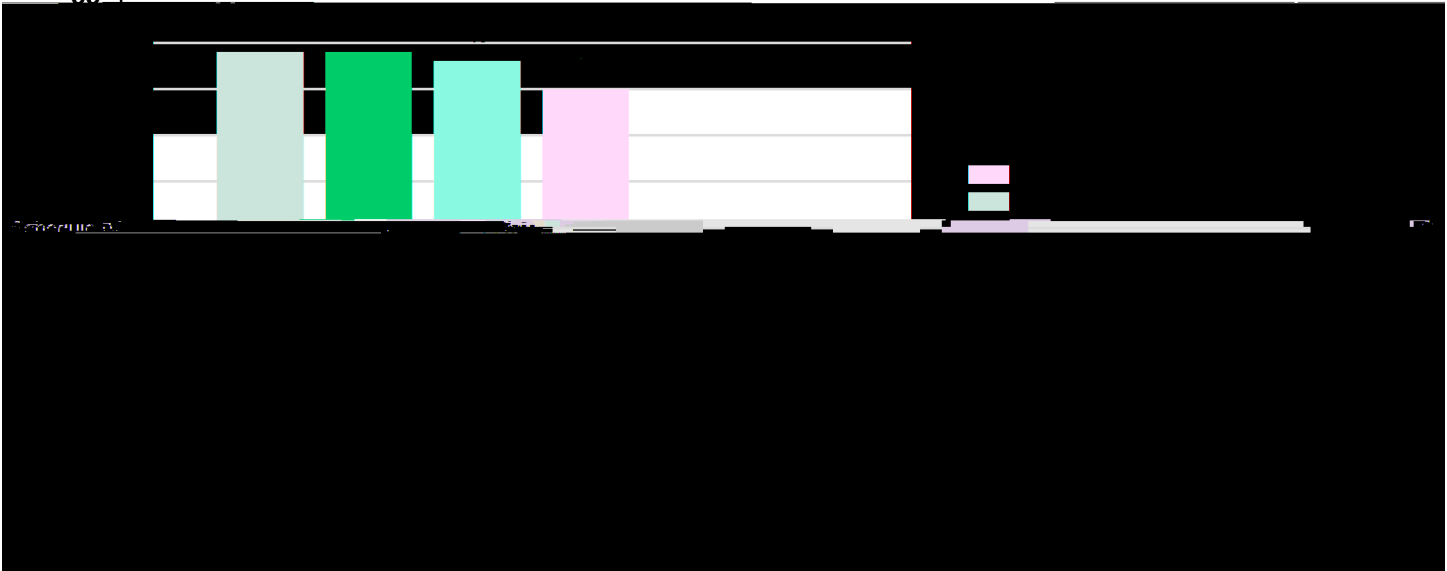


Responses	Jurisdictions	Number of Boards	Percentage of Boards Responding
Schedule II	AK, AL, AZ, CA-RN, CNMI, CO, CT, DC, DE, FL, GU, HI, IA, ID, IL, KS, KY, LA-RN, MA, MD, ME, MI, MN, MO, MS, MT, NC, ND, NH, NJ, NM, NV, OH, OR, PA, SD, TN, TX, UT, VA, VI, VT, WA, WY	44	83%


apply)



55




Responses	Jurisdictions	Number of Boards	Percentage of Boards Responding
Schedule II	AK, AL, AZ, CA-RN, CNMI, CO, CT, DC, DE, FL, GU, HI, IA, ID, IL, KS, KY, LA-RN, MA, MD, ME, MI, MN, MO, MS, MT, NC, ND, NE, NH, NJ, NM, NV, OH, OR, PA, RI, SD, TX, UT, VA, VI, VT, WA, WY	45	85%
Schedule III	AK, AL, AR, AZ, CA-RN, CNMI, CO, CT, DC, DE, FL, GA, HI, IA, ID, IL, KS, KY, LA-RN, MA, MD, ME, MI, MN, MO, MS, MT, NC, ND, NE, NH, NJ, NM, NV, OH, OK, OR, PA, RI, SC, TN, TX, UT, VA, VI, VT, WA, WV-RN, WY	49	92%
Schedule IV	AK, AL, AR, AZ, CA-RN, CNMI, CO, CT, DC, DE, FL, GA, HI, IA, ID, IL, KS, KY, LA-RN, MA, MD, ME, MI, MN, MO, MS, MT, NC, ND, NE, NH, NJ, NM, NV, OH, OK, OR, PA, RI, SC, TN, TX, UT, VA, VI, VT, WA, WV-RN, WY	49	92%
Schedule V	AK, AL, AR, AZ, CA-RN, CNMI, CO, CT, DC, DE, GA, HI, IA, ID, IL, KS, KY, LA-RN, MA, MD, ME, MI, MN, MO, MS, MT, NC, ND, NE, NH, NJ, NM, NV, OH, OK, OR, PA, RI, SC, TN, TX, UT, VA, VI, VT, WA, WV-RN, WY	48	91%
No authority for controlled substance prescribing	WI	1	2%
Limited authority within 1 or more schedules	IN, MO, PA, TX, UT	5	9%



Responses	Jurisdictions	Number of Boards	Percentage of Boards Responding
Nurse anesthetist	AK, AR, CNMI, CO, CT, DC, DE, FL, GU, HI, IA, ID, IL, IN, KY, LA-RN, MA, MD, MN, MT, NC, ND, NE, NH, NJ, NM, OK, OR, TN, TX, UT, VT, WA, WI, WV-RN, WY	36	67%
Nurse midwife	AK, AL, AR, AZ, CA-RN, CNMI, CO, CT, DC, DE, FL, GA, GU, HI, IA, ID, IL, IN, KS, KY, LA-RN, MA, MD, ME, MI, MN, MO, MS, MT, NC, ND, NE, NH, NM, NV, OH, OK, OR, PA, RI, SC, SD, TN, TX, UT, VA, VI, VT, WA, WI, WV-RN, WY	52	96%
Clinical nurse specialist	AK, AR, CNMI, CO, DC, DE, GA, GU, HI, IA, ID, IL, KS, KY, LA-RN, MI, MN, MO, MT, ND, NH, NJ, NM, NV, OH, OK, OR, RI, SC, TN, TX, UT, VT, WA, WI, WV-RN, WY	37	69%



[Back To Table of Contents](#)



Responses	Jurisdictions	Number of Boards	Percentage of Boards Responding
Nurse anesthetist	AK, AR, AZ, CO, DC, DE, FL, GU, HI, ID, KS, KY, LA-RN, MA, MD, ME, MI, MN, MO, MT, NC, ND, NE, NH, NJ, NM, NV, OH, OK, OR, RI, SC, SD, TN, TX, VA, VI, VT, WA, WV-RN, WY	41	76%
Nurse midwife	AK, AR, AZ, CO, DC, DE, FL, GU, HI, ID, KS, KY, LA-RN, MA, MD, ME, MI, MN, MO, MT, NC, ND, NE, NH, NJ, NM, NV, OH, OK, OR, RI, SC, SD, TN, TX, VA, VI, VT, WA, WV-RN, WY	39	72%
Clinical nurse specialist	AK, AR, AZ, CO, DC, DE, FL, GU, HI, ID, KS, KY, LA-RN, MA, MD, ME, MI, MN, MO, MT, NC, ND, NE, NH, NJ, NM, NV, OH, OK, OR, PA, RI, SC, SD, TN, TX, VA, VI, VT, WA, WV-RN, WY	42	78%
Nurse practitioner	AK, AR, AZ, CO, DC, DE, FL, GU, HI, ID, KS, KY, LA-RN, MA, MD, ME, MI, MN, MO, MT, NC, ND, NE, NH, NJ, NM, NV, OH, OK, OR, PA, RI, SC, SD, TN, TX, VA, VI, VT, WA, WV-RN, WY	42	78%
None of the above	AL, CA-RN, CNMI, CT, GA, IA, IL, IN, MS, UT, WI, WV-PN	12	22%

